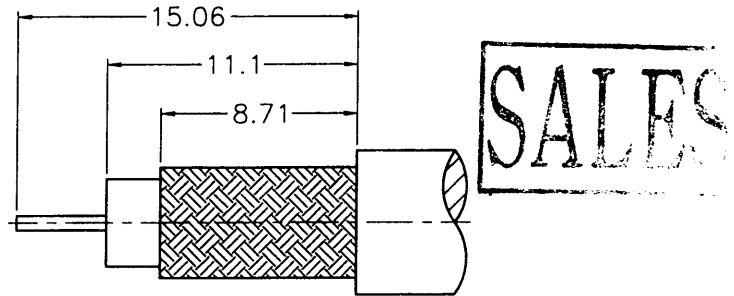
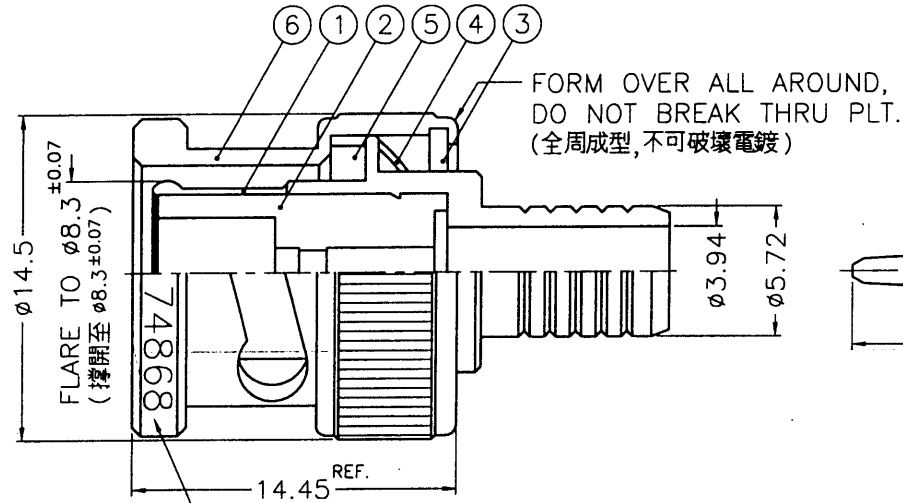
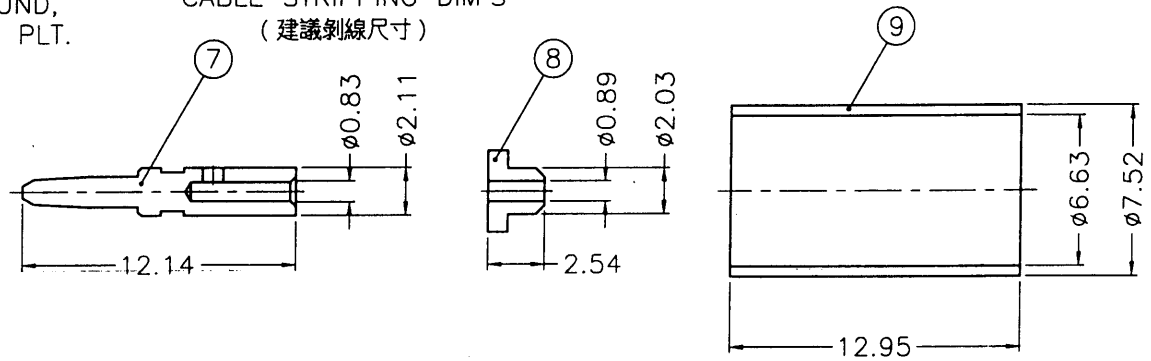


REVISIONS		
ISS	ZONE	DESCRIPTION\PER REQUEST\DATE
A2	D-3	APPEARANCE WAS CHANGED\N/A\04-15-03'



RECOMMENDED  
CABLE STRIPPING DIM'S  
(建議剝線尺寸)



STAMP "74868 M23329/3-05" IN 1.2mm  
HIGH DEPRESSED CHARACTERS  
(軋字 "74868 M23329/3-05", 字高1.2mm)

NOTES: FINISH (PLATING THICKNESS IN MICRO-INCHES)

- BRASS PER QQ-B-626
- BRASS PER QQ-B-613
- NICKEL PL. 100 MIN. THICK OVER COPPER STRIKE
- NICKEL PL. 200 MIN. THICK OVER COPPER STRIKE
- GOLD PL. 3 MIN. THICK OVER NICKEL PL. 100 MIN. THICK OVER COPPER STRIKE
- TEFLON MIL-P-19468

- REMARK: 1. WHEN CRIMPING CONTACT PIN TO CABLE, CRIMP WITH AMPHENOL TOOL 227-944 (M22520/5-01) AND DIE SET 227-1221-13, CAVITY 'B' (M22520/5-13, CLOSURE 'B') (內導體壓著工具)
2. WHEN CRIMPING FERRULE TO CABLE, CRIMP WITH AMPHENOL TOOL 277-944 (M22520/5-01) AND DIE SET 227-1221-13 CAVITY 'A' (M22520/5-13, CLOSURE 'A') (套管壓著工具)
3. ITEM 8 (31-1099) IS USED FOR RG62 CABLE ONLY (ITEM 8 只被 RG62 CABLE 使用)



NO.	DESCRIPTION	MATERIAL	FINISH	Q'TY	DRAWING NO.
9	FERRULE	COPPER	NOTE 3	1	31-1357-7
8	INSULATOR	NOTE 6	NATURAL	1	31-1099
7	CONTACT PIN	NOTE 1	NOTE 5	1	31-10060-2
6	SHELL	NOTE 1	NOTE 3	1	31-1500-C
5	GASKET	SILICONE	RED	1	82-1535-3
4	SPRING	SK5	NOTE 4	1	B50000-6
3	WASHER	NOTE 2	NOTE 3	1	WS-128/9X08
2	INSULATOR	NOTE 6	NATURAL	1	31-20018
1	BODY	NOTE 1	NOTE 3	1	31-12088-2

DIMENSIONS ARE IN MILLIMETERS  
UNLESS OTHERWISE SPECIFIED TOLERANCES

0.5-6	= ±0.2
6-30	= ±0.4
30-120	= ±0.6
120-315	= ±1
315-1000	= ±1.6
1000-2000	= ±2.4

PART NO.	
APPROVED	DATE
CHECKED	DATE
DRAWN	DATE
FILE NO.	F:\DWG\CNPD\31\321\00-A2

Amphenol	
Danbury, CT, USA - Tainan, Taiwan - Shenzhen, China	
TITLE	BNC PLUG MIL-CRIMP 23329 (FOR RG-59/U, 62/U CABLE)
DRAWING NO.	31-321
ITEM NO.	31-321

7 RD DR 17747 8