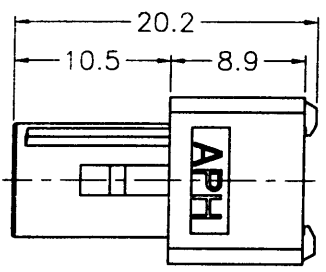
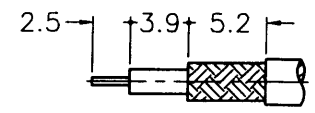


REVISIONS			
ISS	70NF	DESCRIPTION\PER REQUEST\DATE	

REMARK: 1. NO.2 MUST WITHSTAND A 4 lbs. MIN. PUSHOUT FORCE FROM NO.1 AFTER STAKING OPERATION
 2. REMARK 1 IS MAINTAINED BY STAMPING THE FOUR POINTS SHOWN ON THE DRAWING WITHOUT PUNCTURING NO.1
 (1. 打四點後零件 2 由零件 1 推出至少必須承受 4 磅推力)
 (2. 打四點後除需符合備註 1 要求外 且不可擊穿零件 1)

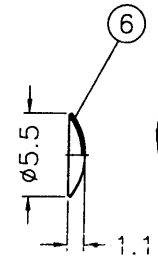
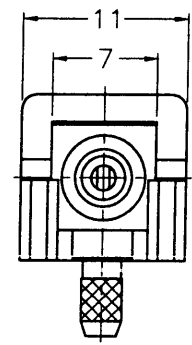
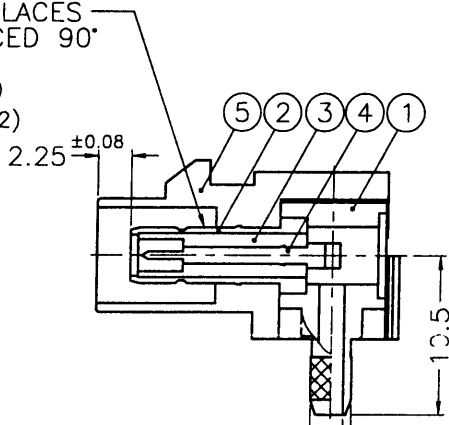
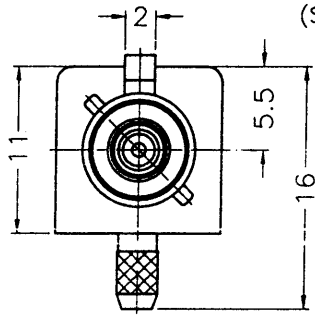


1. CRIMPED FERRULE
HEX CRIMP SIZE .128"
2. CONTACT PIN TO SOLDER



RECOMMENDED
CABLE STRIPPING DIM'S
(建議剝線尺寸)

STAKE IN 4 PLACES
EQUALLY SPACED 90°
APART
(打四點 間隔 90°)
(SEE REMARK 1,2)



- NOTES: FINISH (PLATING THICKNESS IN MICRO-INCHES)
1. BRASS PER QQ-B-626, ALLOY 360, 1/2 H ; JIS H3250 C 3604BD OR EQUIVALENT
 2. BRASS PER QQ-B-613, ALLOY 260, H ; JIS H3100 C 2680R-H OR EQUIVALENT
 3. NICKEL PL. 60 MIN. THICK OVER COPPER STRIKE
 4. GOLD PL. 30 MIN. THICK OVER NICKEL PL. 100 MIN. THICK OVER COPPER STRIKE
 5. TEFLON MIL-P-19468 ; ASTM D-1710 OR EQUIVALENT
 6. COPPER PER ASTM B-75 ALLOY C12200 OR EQUIVALENT

TABLE

KEY CODING	PART NO.	DRAWING NO.	ITEM NO.	LOCK COVER
A	FA1-NARP-C01-0	FK1112AW-007-NT30G-50	FK1112AAA36NC5F	FKLC60101A
B	FA1-NBRP-C01-0	FK1112BW-007-NT30G-50	FK1112AAB36NC5F	FKLC60102A
C	FA1-NCRP-C01-0	FK1112CW-007-NT30G-50	FK1112AAC36NC5F	FKLC60103A
D	FA1-NDRP-C01-0	FK1112DW-007-NT30G-50	FK1112AAD36NC5F	FKLC60104A
E	FA1-NERP-C01-0	FK1112EW-007-NT30G-50	FK1112AAE36NC5F	FKLC60105A
F	FA1-NFRP-C01-0	FK1112FW-007-NT30G-50	FK1112AAF36NC5F	FKLC60106A
G	FA1-NGRP-C01-0	FK1112GW-007-NT30G-50	FK1112AAG36NC5F	FKLC60107A
H	FA1-NHRP-C01-0	FK1112HW-007-NT30G-50	FK1112AAH36NC5F	FKLC60108A
I	FA1-NIRP-C01-0	FK1112IW-007-NT30G-50	FK1112AAI36NC5F	FKLC60109A
K	FA1-NKRP-C01-0	FK1112KW-007-NT30G-50	FK1112AAK36NC5F	FKLC60110A
Z	FA1-NZRP-C01-0	FK1112ZW-007-NT30G-50	FK1112AAZ36NC5F	FKLC60111A
L	FA1-NLRP-C01-0	FK1112LW-007-NT30G-50	FK1112AAL36NC5F	FKLC60112A
M	FA1-NMRP-C01-0	FK1112MW-007-NT30G-50	FK1112AAM36NC5F	FKLC60113A

DIMENSIONS ARE IN MILLIMETERS
 UNLESS OTHERWISE SPECIFIED TOLERANCES
 0.5-6 = ±0.2
 6-30 = ±0.4
 30-120 = ±0.6
 120-315 = ±1
 315-1000 = ±1.6
 1000-2000 = ±2.4

PART NO. FA1-NXRP-C01-0

APPROVED *[Signature]* DATE 03-15-02'

CHECKED *[Signature]* DATE 03-15-02'

DRAWN LILY DATE 03-15-02'

FILE NO. F:\DWG\FK\1112XX\007\50\NT30G

Amphenol - Kai Jack
 TAINAN TAIWAN

TITLE FAKRA SMB R/A CRIMP PLUG
 (FOR RG-174/U,188A/U,316/U)

DRAWING NO. FK1112XX-007-NT30G-50

ITEM NO. FK1112AAX36NC5F

NO.	DESCRIPTION	MATERIAL	FINISH	Q'TY	DRAWING NO.
7	FERRULE	NOTE 6	NOTE 3	1	FKFR00101A
6	PLATE	NOTE 2	NOTE 3	1	FKPA00102A
5	LOCK COVER	PA46		1	SEE TABLE
4	CONTACT PIN	NOTE 1	NOTE 4	1	FKCP01401A
3	INSULATOR	NOTE 5	NATURAL	1	FKNS01603A
2	BODY	NOTE 1	NOTE 3	1	FKCD01801A
1	BARREL	NOTE 1	NOTE 3	1	FKBR00401A

F
E
D
C
B
A

F
E
D
C
B
A