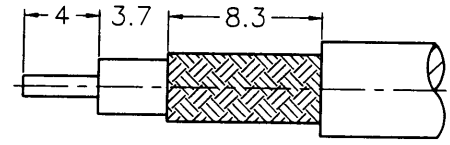


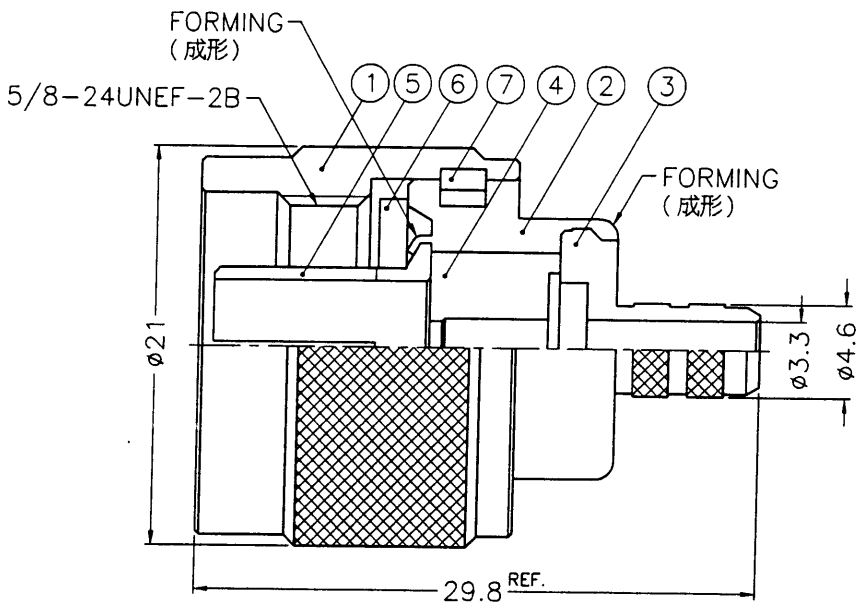
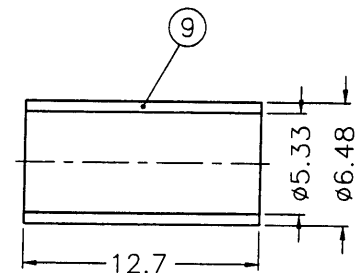
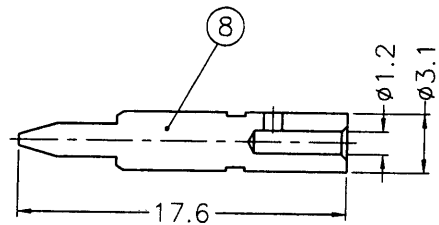
1 2 3 4 5 6 7 8

REVISIONS		
ISS	ZONE	DESCRIPTION\PER REQUEST\DATE
B	B-1	NO.9 WAS CHANGED\RD-DM89083101Y\08-31-00'

業務部



RECOMMENDED  
CABLE STRIPPING DIM'S  
(建議剝線尺寸)



NOTES: FINISH (PLATING THICKNESS IN MICRO-INCHES)  
 1. BRASS PER QQ-B-626  
 2. NICKEL PL. 100 MIN. THICK OVER COPPER STRIKE  
 3. GOLD PL. 3 MIN. THICK OVER NICKEL PL. 100 MIN. THICK OVER COPPER STRIKE  
 4. TEFLON MIL-P-19468

2000. 9. 05  
設計部

1. CRIMPED FERRULE  
HEX CRIMP SIZE .213"  
 2. CRIMPED CONTACT PIN  
HEX CRIMP SIZE .105"

NO.	DESCRIPTION	MATERIAL	FINISH	Q'TY	DRAWING NO.
9	FERRULE	COPPER	NOTE 2	1	FR-648/533X127C
8	CONTACT PIN	NOTE 1	NOTE 3	1	N5000-8-31/12
7	RETAINER RING	SUS 304	NATURAL	1	N5000-7-C
6	GASKET	SILICONE	RED	1	GS-156/8X15
5	CONTACT BODY	NOTE 1	NOTE 2	1	N5000-5
4	INSULATOR	NOTE 4	NATURAL	1	RF10028-001-4
3	BARREL	NOTE 1	NOTE 2	1	N5000-3-46/33
2	BODY	NOTE 1	NOTE 2	1	N5000-2
1	SHELL	NOTE 1	NOTE 2	1	N5000-1-B

DIMENSIONS ARE IN MILLIMETERS  
 UNLESS OTHERWISE SPECIFIED TOLERANCES  
 0.5-6 = ±0.2  
 6-30 = ±0.4  
 30-120 = ±0.6  
 120-315 = ±1  
 315-1000 = ±1.6  
 1000-2000 = ±2.4

PART NO.	
APPROVED	DATE 08-31-00'
CHECKED	DATE 08-31-00'
DRAWN	DATE 08-31-00'

Amphenol - Kai Jack	
TAINAN TAIWAN	
TITLE	N CRIMP PLUG
DRAWING NO.	KJ-N1121A1-NT3G-LMR200-50
FILE NO.	F:\DWG\N\1121A1\L200-50\NT3G

F  
E  
D  
C  
B  
A

F  
E  
D  
C  
B  
A

1 2 3 4 5 6 7 8