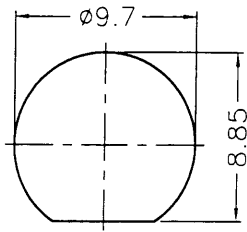


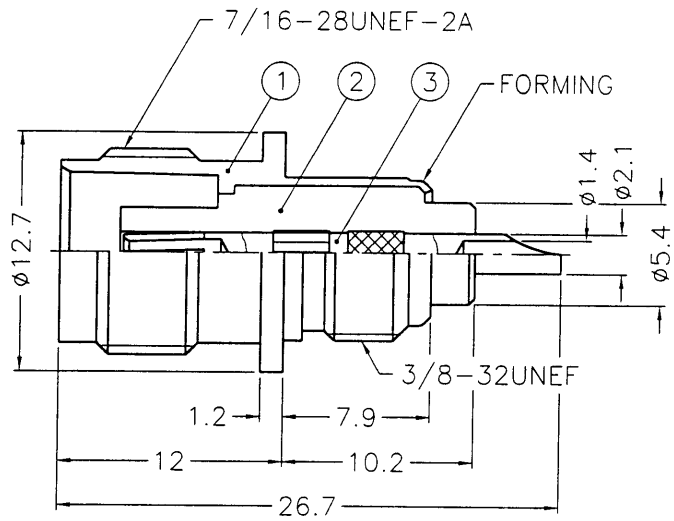
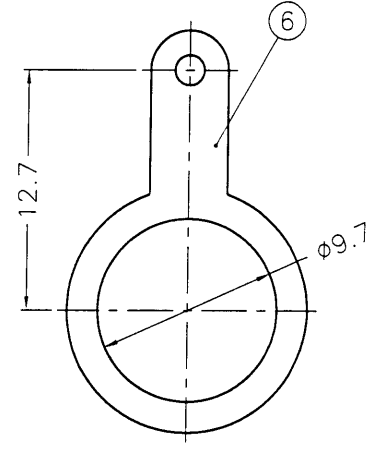
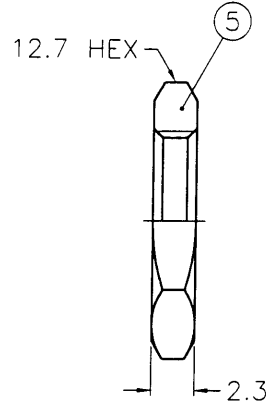
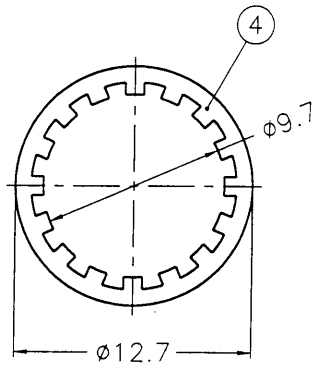
1 2 3 4 5 6 7 8

REVISIONS		
ISS	ZONE	DESCRIPTION\PER REQUEST\DATE
B	A-1	NO.2 WAS CHANGED\RD-DM88020401C\02-04-99'

業務部



RECOMMENDED MOUNTING HOLE



NOTES: FINISH (PLATING THICKNESS IN MICRO-INCHES)
 1. BRASS PER QQ-B-626
 2. BRASS PER QQ-B-613
 3. NICKEL PL. 100 MIN. THICK OVER COPPER STRIKE
 4. PHOSPHOR BRONZE PER QQ-B-750
 5. GOLD PL. 3 MIN. THICK OVER NICKEL PL. 100 MIN. THICK OVER COPPER STRIKE

出圖
08.2.09
R & D

DIMENSIONS ARE IN MILLIMETERS					PART NO.		
6	SOLDER TAG	NOTE 2	NOTE 3	1	B7310-7	UNLESS OTHERWISE SPECIFIED TOLERANCES	
5	HEX NUT	NOTE 1	NOTE 3	1	HN127-3/8-32 X23	0.5-6 = ±0.2	APPROVED <i>Mark C</i> DATE 02-04-99'
4	LOCK WASHER	NOTE 2	NOTE 3	1	LW-127/97X05	6-30 = ±0.4	CHECKED <i>Mark C</i> DATE 02-04-99'
3	CONTACT PIN	NOTE 4	NOTE 5	1	B7310-3-50	30-120 = ±0.6	DRAWN <i>Ada</i> DATE 02-04-99'
2	INSULATOR	DELTRIN	NATURAL	1	B7310-2-50-C	120-315 = ±1	FILE NO. F:\DWG\T\6351B1\50\ND3G
1	BODY	NOTE 1	NOTE 3	1	T7310-1	315-1000 = ±1.6	
NO.	DESCRIPTION	MATERIAL	FINISH	Q'TY	DRAWING NO.	1000-2000 = ±2.4	
					SCALE 2.5/1	ISSUE B	

8PR-958