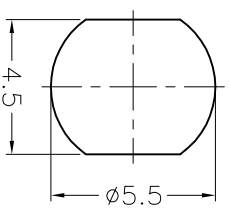
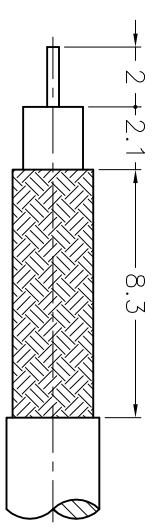


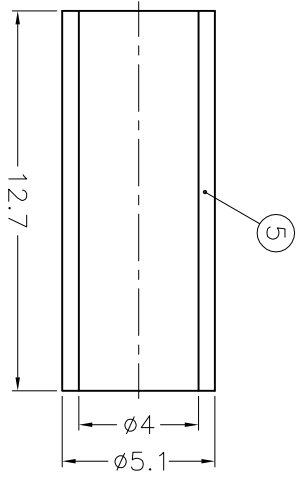
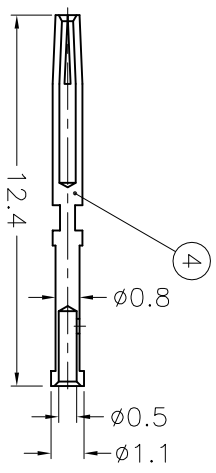
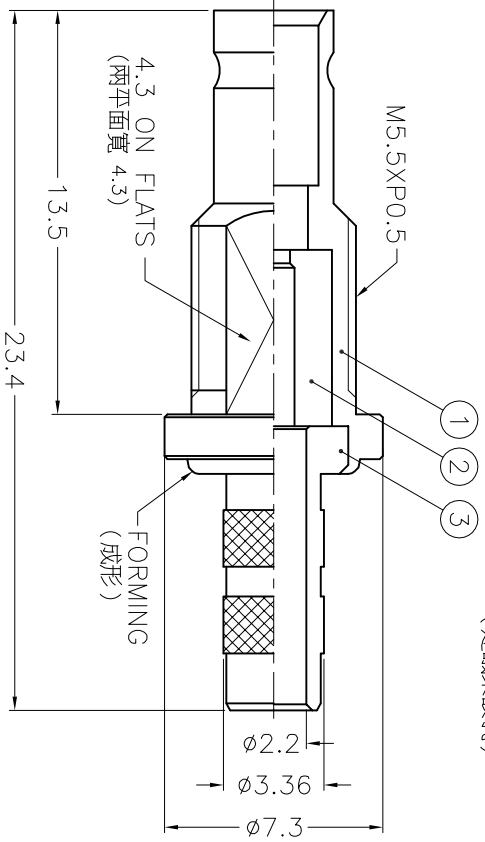
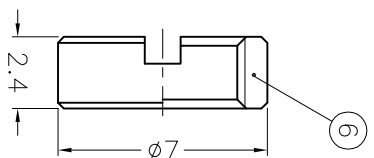
1	REVIEWS
2	DESCRIPTION \ PER REQUEST \ DATE
3	



RECOMMENDED MOUNTING HOLE
(建議架設孔)



RECOMMENDED CABLE STRIPPING DIM'S
(建議剝線尺寸)



- NOTES: FINISH (PLATING THICKNESS IN MICRO-INCHES)
1. BRASS PER QQ-B-626
 2. BERYLLIUM COPPER PER QQ-C-530
 3. NICKEL PL. 100 MIN. THICK OVER COPPER STRIKE
 4. GOLD PL. 3 MIN. THICK OVER NICKEL PL. 100 MIN. THICK OVER COPPER STRIKE
 5. GOLD PL. 30 MIN. THICK OVER NICKEL PL. 100 MIN. THICK OVER COPPER STRIKE
 6. TEFLON MIL-P-19468
 7. JIS H 3230, C 2700

1. CRIMPED FERRULE
HEX CRIMP SIZE ".178"
2. CONTACT PIN TO SOLDER

6	NO.	DESCRIPTION	MATERIAL	FINISH	Q'TY	DRAWING NO.	SCALE	4/1	ISSUE	1
5	1	BODY	NOTE 1	NOTE 4	1	1236421A1-002-1	1000-2000	= ±1.6		
4	2	CONTACT PIN	NOTE 2	NOTE 5	1	1236421A1-4-11	120-315	= ±1		
3	3	BARREL	NOTE 1	NOTE 3	1	1236421A1-002-3	30-120	= ±0.6		
2	4	INSULATOR	NOTE 6	NATURAL	1	1236421A1-002-2	6-30	= ±0.4		
1	5	FERRULE	NOTE 7	NOTE 3	1	FR-51/4X127	0.5-6	= ±0.2		
6	6	NUT	NOTE 1	NOTE 3	1	123-JACK-SN	UNLESS OTHERWISE SPECIFIED TOLERANCES			

DIMENSIONS ARE IN MILLIMETERS	
UNLESS OTHERWISE SPECIFIED TOLERANCES	
0.5-6	= ±0.2
6-30	= ±0.4
30-120	= ±0.6
120-315	= ±1
315-1000	= ±1.6
1000-2000	= ±2.4

PART NO.	
APPROVED	DATE
CHECKED	DATE
DRAWN	DATE

<p>Amphenol - Kai Jack</p> <p>TAINAN TAIWAN</p>	
TITLE	1.0/2.3 CRIMP JACK (FOR ST-212 CABLE)
DRAWING NO.	KJ-1236421A1-003-N/3GT30G-75
FILE NO.	F:\DWG\123\6421A1\003\75\N3GT30G

A

B

C

D

E

F

A

B

C

D

E

F