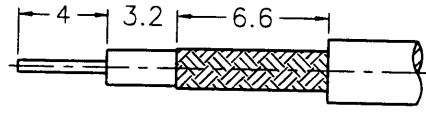


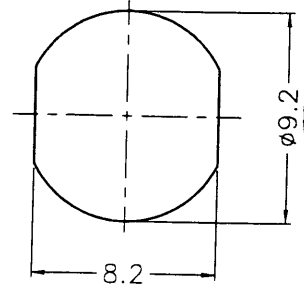
1 2 3 4 5 6 7 8

REVISIONS		
ISS	ZONE	DESCRIPTION\APPROVED\DATE

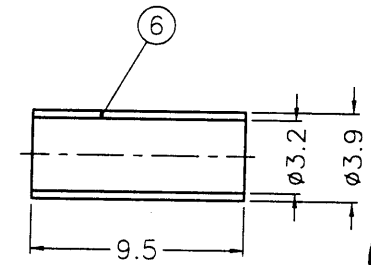
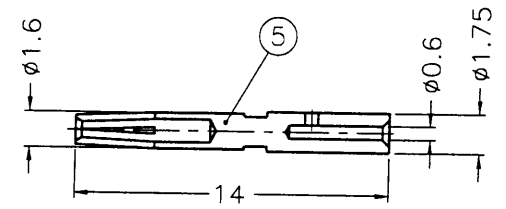
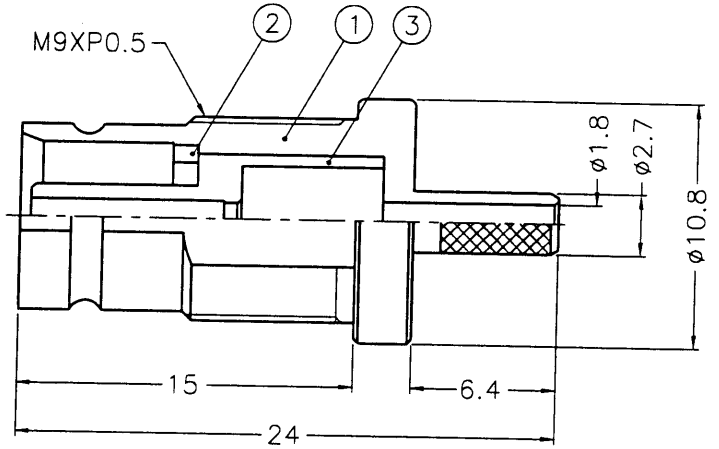
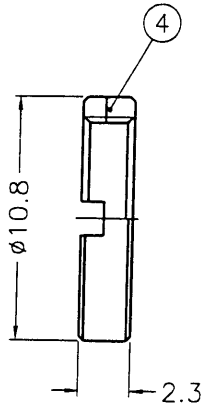
業務部



RECOMMENDED CABLE STRIPPING DIM'S



RECOMMENDED MOUNTING HOLE



NOTES: FINISH (PLATING THICKNESS IN MICRO-INCHES)
 1. BRASS PER QQ-B-626
 2. NICKEL PL. 100 MIN. THICK OVER COPPER STRIKE
 3. PHOSPHOR BRONZE PER QQ-B-750
 4. GOLD PL. 3 MIN. THICK OVER NICKEL PL. 100 MIN. THICK OVER COPPER STRIKE
 5. TEFLON MIL-P-19468
 6. JIS H3250, C 2700

出圖
87.10.16
R&D

NO.	DESCRIPTION	MATERIAL	FINISH	Q'TY	DRAWING NO.	SCALE	3/1	ISSUE	A	PART NO.	TITLE	
6	FERRULE		NOTE 6	NOTE 2	1	FR-39/32X95	DIMENSIONS ARE IN MILLIMETERS			UNLESS OTHERWISE SPECIFIED TOLERANCES 0.5-6 = ±0.2 6-30 = ±0.4 30-120 = ±0.6 120-315 = ±1 315-1000 = ±1.6 1000-2000 = ±2.4	KAI JACK INDUSTRIAL CO., LTD. TAINAN TAIWAN R.O.C.	
5	CONTACT PIN		NOTE 3	NOTE 4	1	1566421A1-5-175/06	APPROVED <i>Golden</i> DATE 10-13-98'					1.6/5.6 CRIMP JACK
4	NUT		NOTE 1	NOTE 2	1	RN108-9-05X23S	CHECKED <i>Golden</i> DATE 10-13-98'					
3	INSULATOR		NOTE 5	NATURAL	1	1566421A1-3T-75	DRAWN <i>Kali</i> DATE 10-13-98'					
2	LOCK RING		NOTE 1	NOTE 4	1	S931-750-3	FILE NO. F:\DWG\156\6421A1\179U-75\N3GT3G					
1	BODY		NOTE 1	NOTE 4	1	1566421A1-1-27/18	DRAWING NO. KJ-1566421A1-N/3GT3G-179U-75					
DIMENSIONS ARE IN MILLIMETERS UNLESS OTHERWISE SPECIFIED TOLERANCES 0.5-6 = ±0.2 6-30 = ±0.4 30-120 = ±0.6 120-315 = ±1 315-1000 = ±1.6 1000-2000 = ±2.4												

SPC-R0268