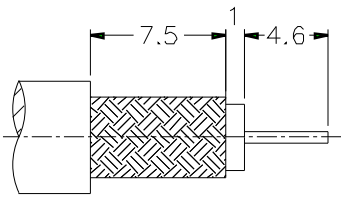
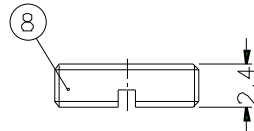
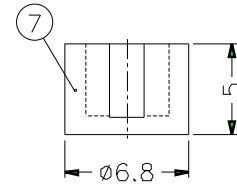
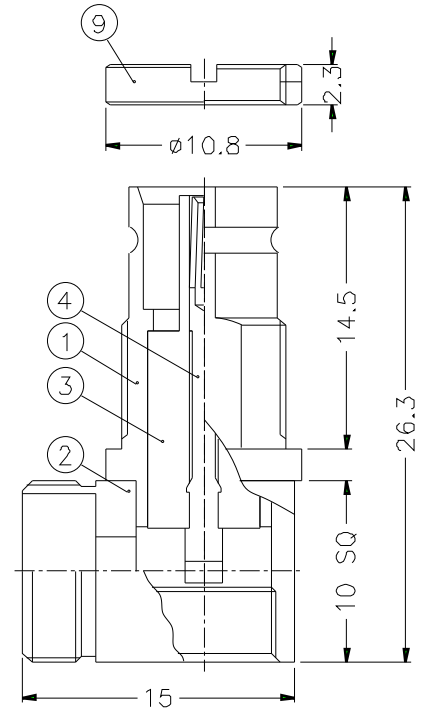
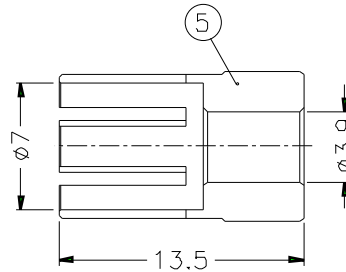
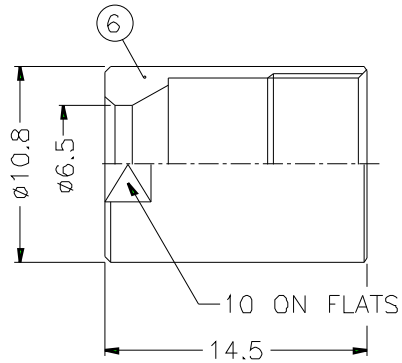


REVISIONS		
ISS	ZONE	DESCRIPTION\PER REQUEST\DATE



RECOMMENDED
CABLE STRIPPING DIM'S



- NOTES. FINISH (PLATING THICKNESS IN MICRO-INCHES)
- BRASS PER QQ-B-626
 - NICKEL PL. 100 MIN. THICK OVER COPPER STRIKE
 - PHOSPHOR BRONZE PER QQ-B-750
 - GOLD PL. 3 MIN. THICK OVER NICKEL PL. 100 MIN. THICK OVER COPPER STRIKE
 - TEFLON MIL-P-19468

1. MAX. PANEL THICKNESS=3mm

NO.	DESCRIPTION	MATERIAL	FINISH	Q'TY	DRAWING NO.
9	NUT	NOTE 1	NOTE 2	1	RN108-9-05X23S
8	NUT	NOTE 1	NOTE 2	1	15687061606-5
7	INSULATOR	DELTRIN	NATURAL	1	15687061606-4
6	NUT	NOTE 1	NOTE 2	1	1566442A1-7-65
5	BRAID CLAMP	NOTE 1	NOTE 2	1	1566442A1-6-7/39
4	CONTACT PIN	NOTE 3	NOTE 4	1	1566412A1-4
3	INSULATOR	NOTE 5	NATURAL	1	1566412A1-3-B
2	HOUSING	NOTE 1	NOTE 2	1	1566442A1-2-39
1	OUT CONTACT	NOTE 1	NOTE 4	1	1566412A1-1

DIMENSIONS ARE IN MILLIMETERS			PART NO.
UNLESS OTHERWISE SPECIFIED TOLERANCES			1566442A1-N/3GT3G-3-75
0.5-6	= ±0.2	APPROVED	DATE
6-30	= ±0.4		10-11-01'
30-120	= ±0.6	CHECKED	DATE
120-315	= ±1		10-11-01'
315-1000	= ±1.6	DRAWN	DATE
1000-2000	= ±2.4		10-11-01'
SCALE	2.5/1	ISSUE	A
FILE NO			

Amphenol		TITLE
		1.6-5.6 R/A CLAMP JACK
DRAWING NO.		KJ-1566442A1-N/3GT3G-59U-75
ITEM NO.		