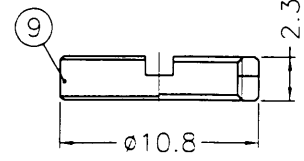


1 2 3 4 5 6 7 8

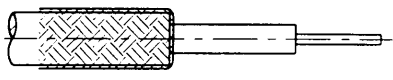
REVISIONS		
ISS	ZONE	DESCRIPTION \ PER REQUEST \ DATE

業務部



F

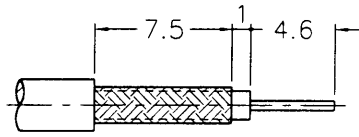
F



(STEP 2)  
(步驟二)

E

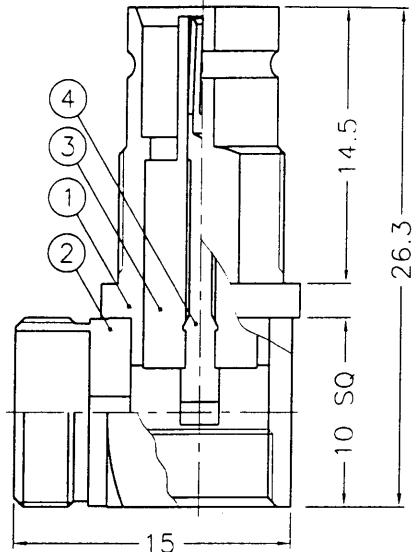
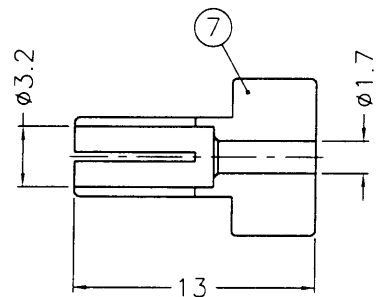
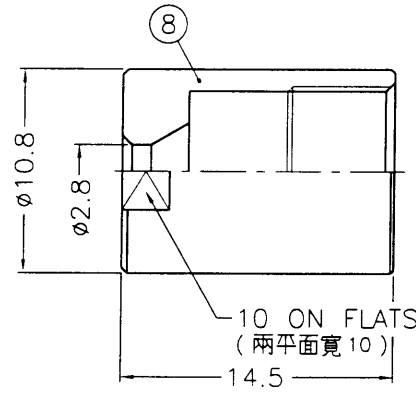
E



RECOMMENDED  
CABLE STRIPPING DIM'S  
(STEP 1)  
(建議剝線尺寸 步驟一)

D

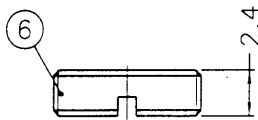
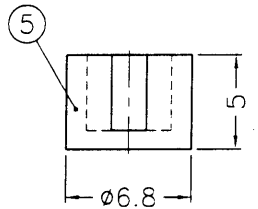
D



C

C

- NOTES: FINISH (PLATING THICKNESS IN MICRO-INCHES)
- BRASS PER QQ-B-626
  - NICKEL PL. 100 MIN. THICK OVER COPPER STRIKE
  - PHOSPHOR BRONZE PER QQ-B-750
  - GOLD PL. 3 MIN. THICK OVER NICKEL PL. 100 MIN. THICK OVER COPPER STRIKE
  - TEFLON MIL-P-19468



B

B

NO.	DESCRIPTION	MATERIAL	FINISH	Q'TY	DRAWING NO.
9	NUT			1	RN108-9-05X23S
8	NUT			1	1566442A1-7-28
7	BRAID CLAMP			1	1566442A1-6-32 / 17
6	NUT			1	15687061606-5
5	INSULATOR	DELTRIN	NATURAL	1	15687061606-4
4	CONTACT PIN			1	1566412A1-4
3	INSULATOR		NATURAL	1	1566412A1-3-B
2	BODY			1	1566442A1-2-17
1	OUT CONTACT			1	1566412A1-1

DIMENSIONS ARE IN MILLIMETERS  
UNLESS OTHERWISE SPECIFIED TOLERANCES

0.5-6 = ±0.2  
6-30 = ±0.4  
30-120 = ±0.6  
120-315 = ±1  
315-1000 = ±1.6  
1000-2000 = ±2.4

PART NO.	
APPROVED	DATE 08-09-99
CHECKED	DATE 08-09-99
DRAWN	DATE 08-09-99

KAI JACK INDUSTRIAL CO., LTD. TAIPEI, TAIWAN R.O.C.	
TITLE	1.6-5.6 R/A CLAMP JACK
DRAWING NO.	KJ-1566442A1-N/3GT3G-179U-75
FILE NO.	F:\DWG\156\6442A1\179U-75\N3GT3G

A

A

1 2 3 4 5 6 7 8

8156R0093