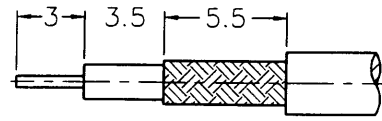
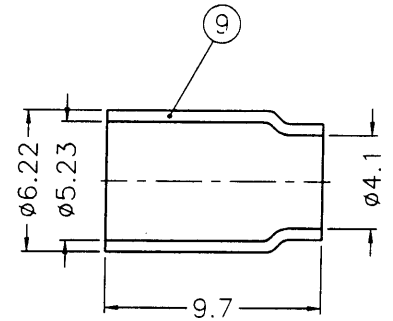
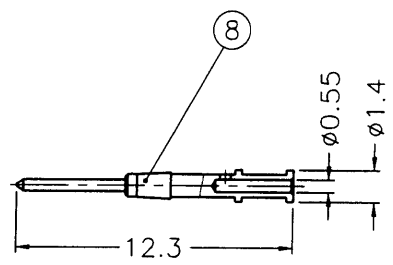
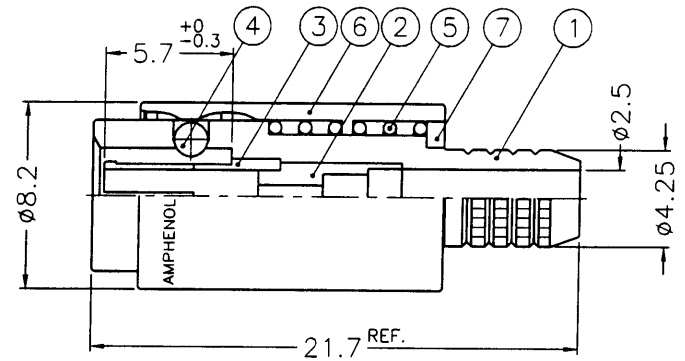


REVISIONS		
ISS	ZONE	DESCRIPTION\PER REQUEST\DATE



RECOMMENDED
CABLE STRIPPING DIM'S
(建議剝線尺寸)


業務部



NOTES: FINISH (PLATING THICKNESS IN MICRO-INCHES)

1. BRASS
2. BERYLLIUM COPPER
3. NICKEL PL. (52 MIN./100 MAX.) THICK OVER
COPPER PL. (140 MIN./200 MAX.) THICK
4. NICKEL PL. (100 MIN./160 MAX.) THICK OVER
COPPER PL. (100 MIN./160 MAX.) THICK
5. GOLD PL. (4 MIN./8 MAX.) THICK OVER
NICKEL PL. (80 MIN./120 MAX.) THICK
6. PTFE (TEFLON MIL-P-19468)

- STRIPPING: SP 456 00
- CABLES: L910/34
L910/39
- FERRULE CRIMPING TOOLS P/N(套管壓著工具)
227-944 (M22520/5.01)
227-1221-05A (M22520/5.05A) HEX: 5.41 L=8.25
- INNER CONTACT CRIMPING TOOL P/N(內導體壓著工具)
SOLDER OR CRIMP SQUARE 0.7 SX 660 0063
- CONNECTOR ACCORDING TO NFC 93-571, DIN 41-626, CECC 22230, DIN 47-297, NFC 93-569
(連接器依據 NFC 93-571, DIN 41-626, CECC 22-230, DIN 47-297, NFC 93-569)
- PACKAGING IN BAG WITH COMMERCIAL PART NUMBER AND DATE CODE
(使用商業產品編號和日期碼袋包裝)



NO.	DESCRIPTION	MATERIAL	FINISH	Q'TY	DRAWING NO.
9	FERRULE	COPPER	NATURAL	1	2A-167-24
8	CONTACT PIN	NOTE 1	NATURAL	1	4G-813-34
7	RING	NOTE 1	NATURAL	1	4M-379-01
6	OUTER BODY	NOTE 1	NATURAL	1	3D-601-02
5	SPRING	STAINLESS STEEL	NATURAL	2	4M-170-02
4	BALL	STAINLESS STEEL	NATURAL	3	4M-169-01
3	OUTER CONTACT	NOTE 2	NATURAL	1	4G-980-01
2	INSULATOR	NOTE 6	NATURAL	1	4G-744-02
1	BODY	NOTE 1	NATURAL	1	3D-600-06

DIMENSIONS ARE IN MILLIMETERS
UNLESS OTHERWISE SPECIFIED TOLERANCES
0.5-6 = ±0.2
6-30 = ±0.4
30-120 = ±0.6
120-315 = ±1
315-1000 = ±1.6
1000-2000 = ±2.4

PART NO.	
APPROVED	DATE 09-05-99'
CHECKED	DATE 09-05-99'
DRAWN	DATE 09-05-99'

Amphenol - Kai Jack	
TAINAN TAIWAN	
TITLE	1.0/2.3 CRIMP PLUG
DRAWING NO.	3D-799-34
FILE NO.	F:\DWG\ASF\3D\799\34

A