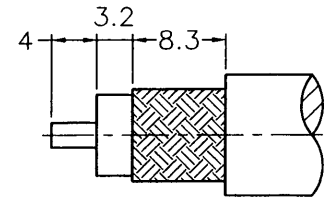
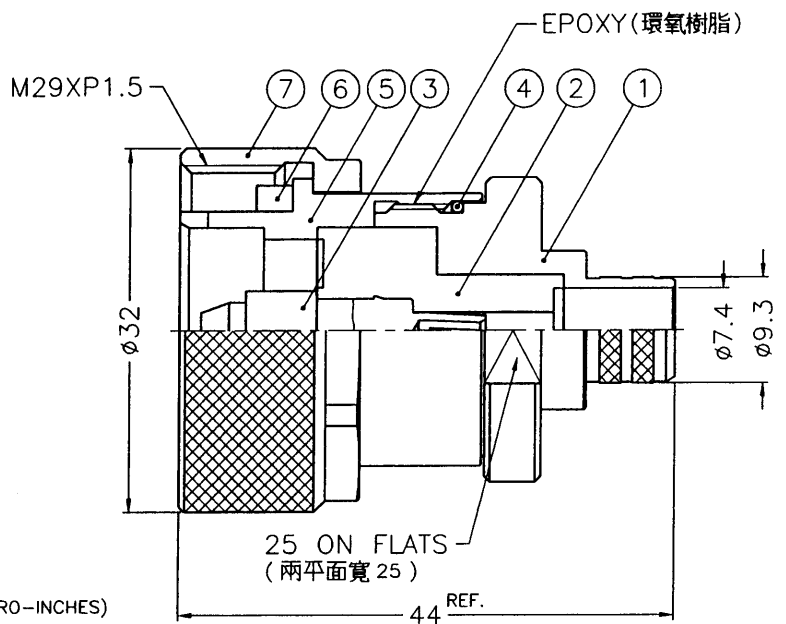
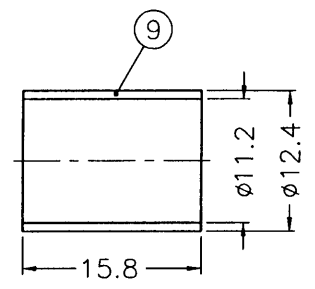
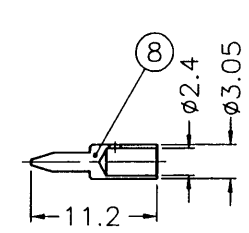


REVISIONS		
ISS	ZONE	DESCRIPTION\PER REQUEST\DATE

業務部



RECOMMENDED
CABLE STRIPPING DIM'S
(建議剝線尺寸)



- NOTES: FINISH (PLATING THICKNESS IN MICRO-INCHES)
1. BRASS PER QQ-B-626
 2. SILVER PL. 120 MIN. THICK OVER COPPER STRIKE
 3. BERYLLIUM COPPER PER QQ-C-530
 4. SILVER PL. 200 MIN. THICK OVER COPPER STRIKE
 5. TEFLON MIL-P-19468
 6. JIS H 3250, C 2700



1. CRIMPED FERRULE
HEX CRIMP SIZE .429"
2. CONTACT PIN TO SOLDER

9	FERRULE	NOTE 6	NOTE 2	1	FR-124/112X158
8	CONTACT PIN	NOTE 1	NOTE 4	1	7166511A1-6-305/24
7	SHELL	NOTE 1	NOTE 2	1	7161141A1-7
6	GASKET	SILICONE	RED	1	GS-25/205X35
5	CONTACT BODY	NOTE 1	NOTE 2	1	7161111A2-5
4	GASKET	SILICONE	RED	1	GS-228/20XD14
3	CONTACT PIN	NOTE 3	NOTE 4	1	7161111A1-3
2	INSULATOR	NOTE 5	NATURAL	1	7161111A1-2T-214U
1	BARREL	NOTE 1	NOTE 2	1	7161111A1-1-93/74
NO.	DESCRIPTION	MATERIAL	FINISH	Q'TY	DRAWING NO.

DIMENSIONS ARE IN MILLIMETERS
UNLESS OTHERWISE SPECIFIED TOLERANCES

0.5-6 = ±0.2
6-30 = ±0.4
30-120 = ±0.6
120-315 = ±1
315-1000 = ±1.6
1000-2000 = ±2.4

SCALE 1.5/1 ISSUE A

PART NO.	
APPROVED <i>A. C.</i>	DATE 01-19-01'
CHECKED <i>Andy. C.</i>	DATE 01-19-01'
DRAWN <i>Stacy. W.</i>	DATE 01-19-01'

Amphenol - Kai Jack TAINAN TAIWAN	
TITLE	7/16 CRIMP PLUG (FOR RG-214/U CABLE)
DRAWING NO.	KJ-7161111A1-120STS-214U-50
FILE NO.	F:\DWG\716\1111A1\214U\120STS

F
E
D
C
B
A