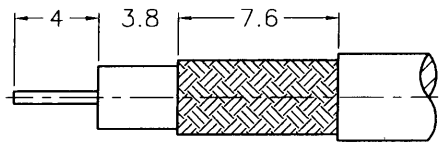
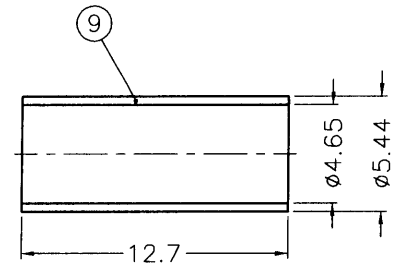
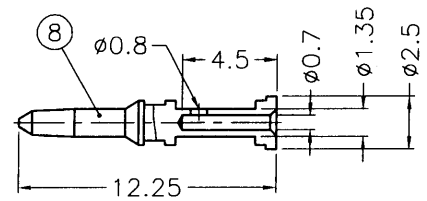
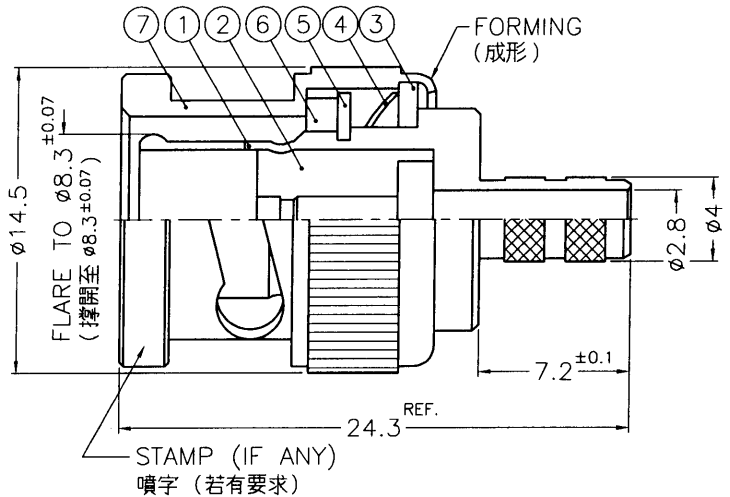


1 2 3 4 5 6 7 8

REVISIONS		
ISS	ZONE	DESCRIPTION\PER REQUEST\DATE



RECOMMENDED
CABLE STRIPPING DIM'S
(建議剝線尺寸)



- NOTES: FINISH (PLATING THICKNESS IN MICRO-INCHES)
- BRASS PER QQ-B-626
 - BRASS PER QQ-B-613
 - NICKEL PL. 100 MIN. THICK OVER COPPER STRIKE
 - NICKEL PL. 200 MIN. THICK OVER COPPER STRIKE
 - GOLD PL. 50 MIN. THICK OVER NICKEL PL. 100 MIN. THICK OVER COPPER STRIKE
 - TEFLON MIL-P-19468
 - JIS H 3250, C 2600

1. CRIMPED CONTACT PIN
SQ. CRIMP SIZE .042"/.043"

NO.	DESCRIPTION	MATERIAL	FINISH	Q'TY	DRAWING NO.
9	FERRULE			1	FR00AAC95A
8	CONTACT PIN			1	B1121C8-8-25/07
7	SHELL			1	B50000-1-B
6	GASKET	RUBBER	RED	1	GS-115/BX15
5	RETAINER RING			1	B50000-5
4	SPRING			1	B50000-6
3	WASHER			1	WS-128/9X08
2	INSULATOR			1	B50000-3T-75
1	BODY			1	BD01----

DIMENSIONS ARE IN MILLIMETERS				PART NO.	
UNLESS OTHERWISE SPECIFIED TOLERANCES 0.5-6 = ±0.2 6-30 = ±0.4 30-120 = ±0.6 120-315 = ±1 315-1000 = ±1.6 1000-2000 = ±2.4				APPROVED	DATE
				CHECKED	DATE
				DRAWN	DATE
				FILE NO.	F:\DWG\B\1121A8\008\75\NT50G-TEST

Amphenol	
Danbury,CT,USA-Tainan,Taiwan-Shenzhen,China	
TITLE BNC CRIMP PLUG	
DRAWING NO. B1121A8-008-NT50G-75	
ITEM NO. 01121AAYA6NE7F	

1 2 3 4 5 6 7 8