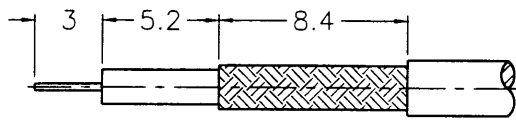
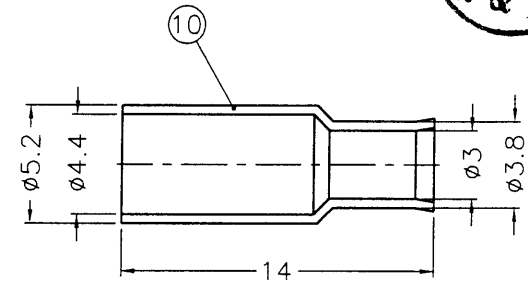
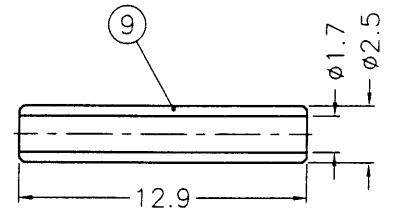
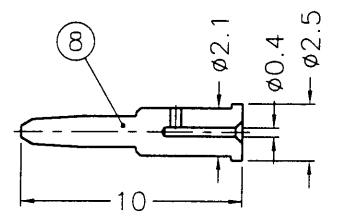
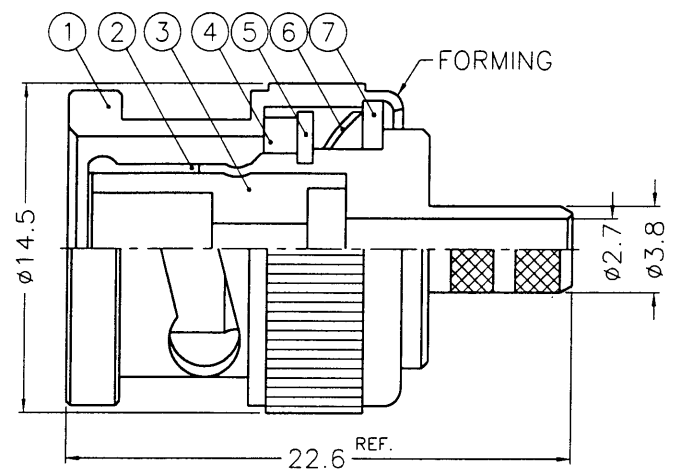


REVISIONS		
ISS	ZONE	DESCRIPTION\PER REQUEST\DATE

業務部



RECOMMENDED
CABLE STRIPPING DIM'S



87.12.23
K & U

NOTES: FINISH (PLATING THICKNESS IN MICRO-INCHES)
 1. BRASS PER QQ-B-626
 2. BRASS PER QQ-B-613
 3. NICKEL PL. 100 MIN. THICK OVER COPPER STRIKE
 4. GOLD PL. 3 MIN. THICK OVER NICKEL PL. 100 MIN. THICK OVER COPPER STRIKE

NO.	DESCRIPTION	MATERIAL	FINISH	Q'TY	DRAWING NO.	
10	FERRULE		NOTE 1	NOTE 3	1	FR-52/44-38/3X14
9	SLEEVE	DELTRIN	NATURAL		1	SL-25/17X129
8	CONTACT PIN		NOTE 1	NOTE 4	1	B3000-8-25/04
7	WASHER		NOTE 2	NOTE 3	1	WS-128/9X08
6	SPRING		SK5	NOTE 3	1	B50000-6
5	RETAINER RING		NOTE 1	NOTE 3	1	B50000-5
4	GASKET	RUBBER	RED		1	GS-115/8X15
3	INSULATOR	DELTRIN	NATURAL		1	B50002-3-50
2	BODY		NOTE 1	NOTE 3	1	B50002-2-38/27
1	SHELL		NOTE 1	NOTE 3	1	B50000-1-B

DIMENSIONS ARE IN MILLIMETERS			
UNLESS OTHERWISE SPECIFIED TOLERANCES			
0.5-6	=	±0.2	
6-30	=	±0.4	
30-120	=	±0.6	
120-315	=	±1	
315-1000	=	±1.6	
1000-2000	=	±2.4	

PART NO.	
APPROVED	DATE 12-22-98'
CHECKED	DATE 12-22-98'
DRAWN	DATE 12-22-98'

<p>KAI JACK INDUSTRIAL CO., LTD. TAINAN TAIWAN R.O.C.</p>	
TITLE BNC CRIMP PLUG (FOR RG-179/U, 187A/U)	
DRAWING NO. KJ-B1121E1-ND3G-179U-50	
FILE NO. F:\DWG\B\1121E1\179U-50\ND3G	

B
E
D
C
A

F
E
D
C
E
A