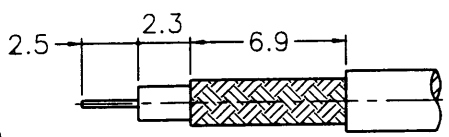


REVISIONS			
ISS	ZONE	DESCRIPTION	PER REQUEST DATE



RECOMMENDED
CABLE STRIPPING DIM'S
(建議剝線尺寸)

F

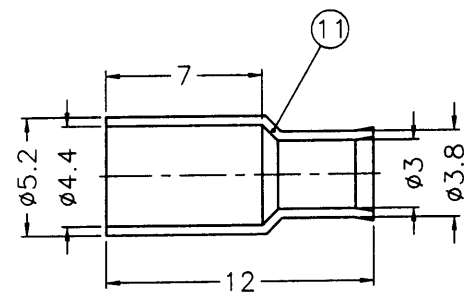
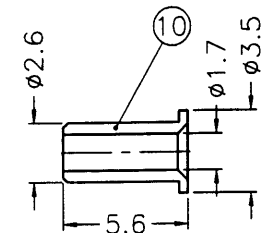
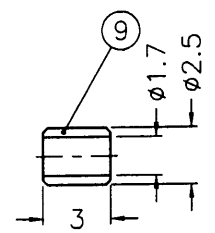
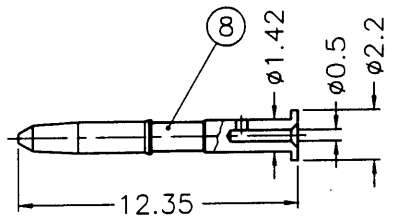
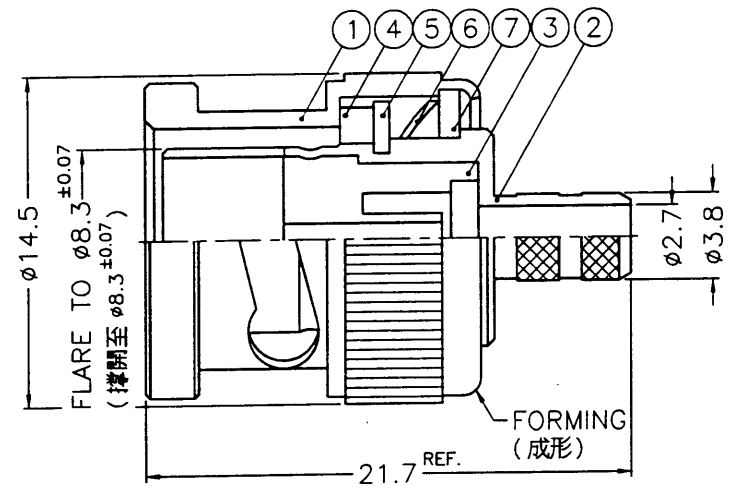
E

D

C

B

A



- NOTES: FINISH (PLATING THICKNESS IN MICRO-INCHES)
- BRASS PER QQ-B-626
 - BRASS PER QQ-B-613
 - NICKEL PL. 100 MIN. THICK OVER COPPER STRIKE
 - NICKEL PL. 200 MIN. THICK OVER COPPER STRIKE
 - NICKEL PL. 100 MIN. THICK OVER COPPER PL. 300 MIN. THICK
 - GOLD PL. 3 MIN. THICK OVER NICKEL PL. 100 MIN. THICK OVER COPPER STRIKE
 - ZINC DIECAST
 - JIS H 3260, C 3501

NO.	DESCRIPTION	MATERIAL	FINISH	Q'TY	DRAWING NO.
11	FERRULE	NOTE 8	NOTE 3	1	FR-52/44-38/3X12
10	SPACER	NOTE 1	NOTE 3	1	SP-35F/17X56
9	SLEEVE	DELIRIN	NATURAL	1	SL-25/17X3
8	CONTACT PIN	NOTE 1	NOTE 6	1	B1121E9-002-8-22/05
7	WASHER	NOTE 2	NOTE 3	1	WS-128/9X08
6	SPRING	SK5	NOTE 4	1	B50000-6
5	RETAINER RING	NOTE 1	NOTE 3	1	B50000-5
4	GASKET	RUBBER	RED	1	GS-115/8X15
3	INSULATOR	TPX	NATURAL	1	B50004-3X-75
2	BODY	NOTE 1	NOTE 3	1	B50007-2-38/27
1	SHELL	NOTE 7	NOTE 5	1	B50000Z-1

DIMENSIONS ARE IN MILLIMETERS				PART NO.	
UNLESS OTHERWISE SPECIFIED TOLERANCES				APPROVED <i>Andy C</i> DATE 07-10-00'	
0.5-6 = ±0.2				CHECKED <i>Andy C</i> DATE 07-10-00'	
6-30 = ±0.4				DRAWN <i>IRENE</i> DATE 07-10-00'	
30-120 = ±0.6					
120-315 = ±1					
315-1000 = ±1.6					
1000-2000 = ±2.4					
SCALE	3/1	ISSUE	1		

參考
89.7.10
設計部

- CRIMPED FERRULE HEX CRIMP SIZE .178"
- CONTACT PIN TO SOLDER

Amphenol - Kai Jack
TAINAN TAIWAN

TITLE	BNC CRIMP PLUG (FOR RG-179/U,187A/U)
DRAWING NO.	KJ-B1121F9-002-NTPX3G-179U-75
FILE NO.	F:\DWG\B\1121F9\002\179U-75\NTPX3G