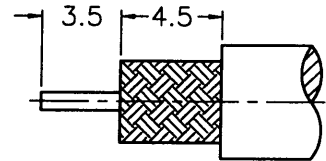


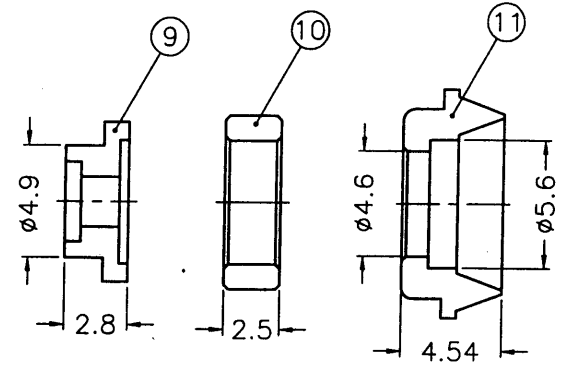
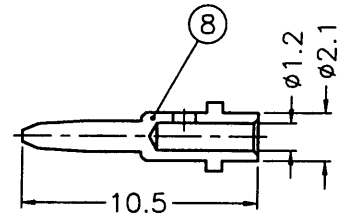
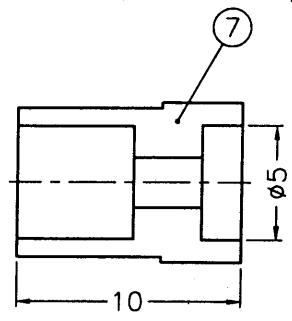
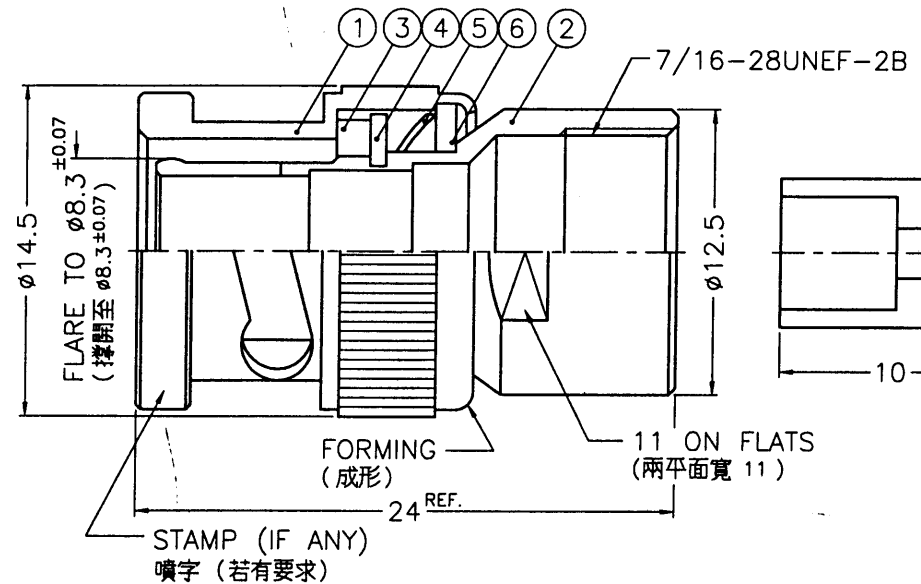
1 2 3 4 5 6 7 8

REVISIONS			
ISS	ZONE	DESCRIPTION\PER REQUEST\DATE	
B	B-3	NO.11, NO.12, NO.13 AND NO.14 WERE CHANGED\RD-DM92012402W\01-24-03'	

SALES



RECOMMENDED
CABLE STRIPPING DIM'S
(建議剝線尺寸)

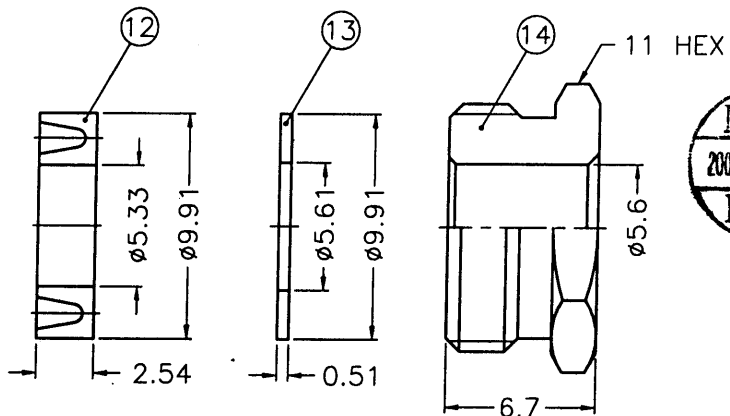


STAMP (IF ANY)
噴字 (若有要求)

NOTES: FINISH (PLATING THICKNESS IN MICRO-INCHES)
 1. BRASS PER QQ-B-626
 2. BRASS PER QQ-B-613
 3. NICKEL PL. 100 MIN. THICK OVER COPPER STRIKE
 4. NICKEL PL. 200 MIN. THICK OVER COPPER STRIKE
 5. GOLD PL. 3 MIN. THICK OVER NICKEL PL. 100 MIN. THICK OVER COPPER STRIKE

14	HEX NUT	NOTE 1	NOTE 3	1	B5200-14-11/56
13	WASHER	NOTE 2	NOTE 3	1	82-946-28
12	GASKET	SILICONE	RED	1	82-1536-5
11	BRAID CLAMP	NOTE 1	NOTE 3	1	BC00AAR01A
10	RING	NOTE 1	NOTE 3	1	B5200-10
9	INSULATOR	DELTRIN	NATURAL	1	B5200-9
8	CONTACT PIN	NOTE 1	NOTE 5	1	B5200-8-21/12
7	INSULATOR	DELTRIN	NATURAL	1	B5200-7-50
6	WASHER	NOTE 2	NOTE 3	1	WS-128/9X08
5	SPRING	SK5	NOTE 4	1	B50000-6
4	RETAINER RING	NOTE 1	NOTE 3	1	B50000-5
3	GASKET	RUBBER	RED	1	GS-115/8X15
2	BODY	NOTE 1	NOTE 3	1	B5200-2-A
1	SHELL	NOTE 1	NOTE 3	1	B50000-1-B
NO.	DESCRIPTION	MATERIAL	FINISH	Q'TY	DRAWING NO.

1. CONTACT PIN TO SOLDER



ISSUED
2003. 2. 18
R & D

DIMENSIONS ARE IN MILLIMETERS		PART NO.	
UNLESS OTHERWISE SPECIFIED TOLERANCES		APPROVED	DATE
0.5-6 = ±0.2		<i>[Signature]</i>	01-29-03'
6-30 = ±0.4		CHECKED	DATE
30-120 = ±0.6		<i>[Signature]</i>	01-29-03'
120-315 = ±1		DRAWN	DATE
315-1000 = ±1.6		<i>[Signature]</i>	01-29-03'
1000-2000 = ±2.4		FILE NO.	F:\DWG\B\1141A1\58U-50\ND3G
SCALE 3/1 ISSUE B		<p>Amphenol Danbury,CT,USA-Tainan,Taiwan-Shenzhen,China</p> <p>TITLE BNC CLAMP PLUG (FOR RG-58C/U, 58/U, 142A/U, 223/U)</p> <p>DRAWING NO. B1141A1-ND3G-58U-50</p> <p>ITEM NO. 011141AAC58ND5F</p>	

A

A

1 2 3 4 5 6 7 8 RD-DR 1/1/04 8