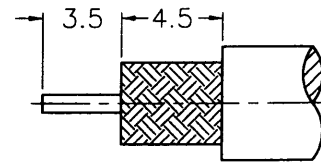
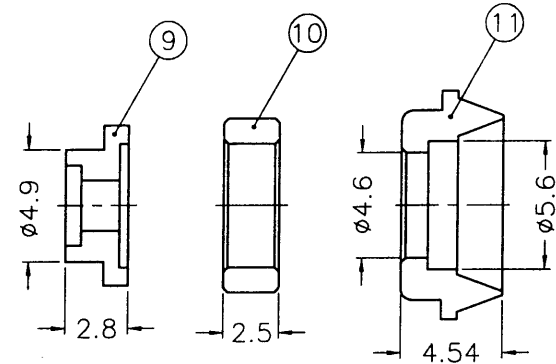
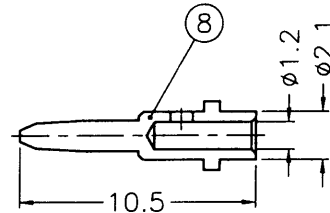
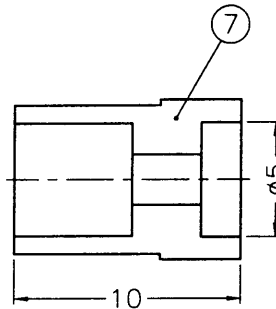
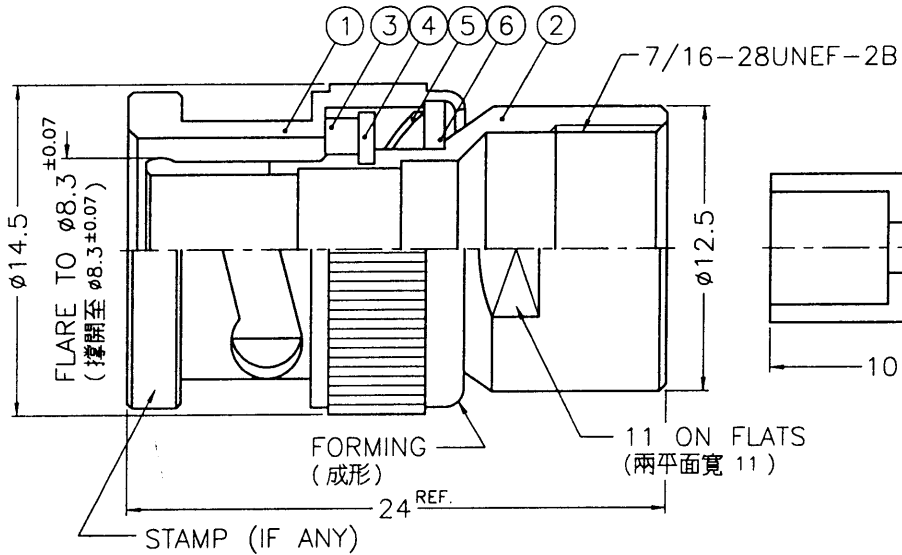


REVISIONS		
ISS	ZONE	DESCRIPTION\PER REQUEST\DATE
B	B-3	NO.11, NO.12, NO.13 AND NO.14 WERE CHANGED\RD-DM92012402W\01-24-03'

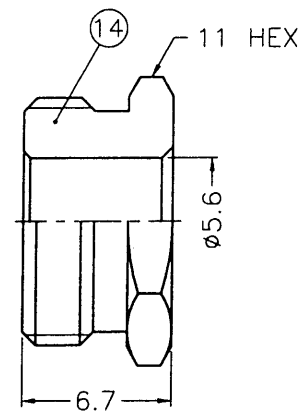
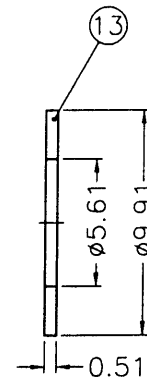
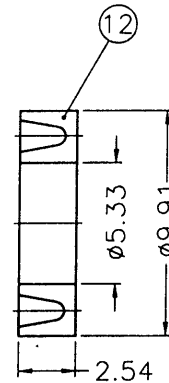
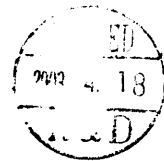
SALES



RECOMMENDED
CABLE STRIPPING DIM'S
(建議剝線尺寸)



- NOTES: FINISH (PLATING THICKNESS IN MICRO-INCHES)
- BRASS PER QQ-B-626
 - BRASS PER QQ-B-613
 - NICKEL PL. 100 MIN. THICK OVER COPPER STRIKE
 - NICKEL PL. 200 MIN. THICK OVER COPPER STRIKE
 - GOLD PL. 3 MIN. THICK OVER NICKEL PL. 100 MIN. THICK OVER COPPER STRIKE
 - TEFLON MIL-P-19468



1. CONTACT PIN TO SOLDER

14	HEX NUT	NOTE 1	NOTE 3	1	B5200-14-11/56
13	WASHER	NOTE 2	NOTE 3	1	82-946-28
12	GASKET	SILICONE	RED	1	82-1536-5
11	BRAID CLAMP	NOTE 1	NOTE 3	1	BC00AAR01A
10	RING	NOTE 1	NOTE 3	1	B5200-10
9	INSULATOR	NOTE 6	NATURAL	1	B5200-9T
8	CONTACT PIN	NOTE 1	NOTE 5	1	B5200-8-21/12
7	INSULATOR	NOTE 6	NATURAL	1	B5200-7T-50
6	WASHER	NOTE 2	NOTE 3	1	WS-128/9X08
5	SPRING	SK5	NOTE 4	1	B50000-6
4	RETAINER RING	NOTE 1	NOTE 3	1	B50000-5
3	GASKET	RUBBER	RED	1	GS-115/8X15
2	BODY	NOTE 1	NOTE 3	1	B5200-2-A
1	SHELL	NOTE 1	NOTE 3	1	B50000-1-B

DIMENSIONS ARE IN MILLIMETERS				PART NO.	
UNLESS OTHERWISE SPECIFIED TOLERANCES				APPROVED	DATE
0.5-6	= ±0.2			<i>Angela W</i>	01-29-03'
6-30	= ±0.4				
30-120	= ±0.6				
120-315	= ±1				
315-1000	= ±1.6				
1000-2000	= ±2.4				
SCALE	3/1	ISSUE	B	FILE NO.	F:\DWG\B\1141A1\58U-50\NT3G

Amphenol	
Danbury,CT,USA-Tainan,Taiwan-Shenzhen,China	
TITLE	BNC CLAMP PLUG (FOR RG-58C/U, 58/U, 142A/U, 223/U)
DRAWING NO.	B1141A1-NT3G-58U-50
ITEM NO.	011141AAC58NA5F

7RD-PR 17985 8

NO.	DESCRIPTION	MATERIAL	FINISH	Q'TY	DRAWING NO.
-----	-------------	----------	--------	------	-------------