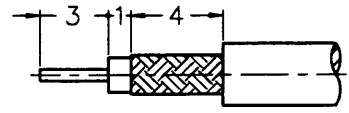


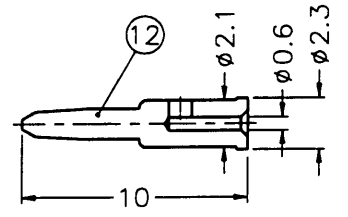
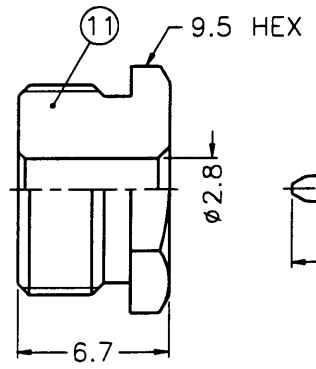
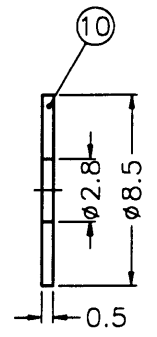
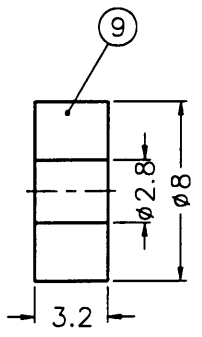
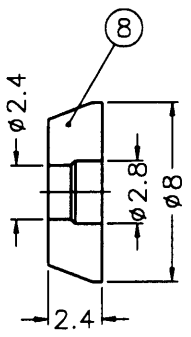
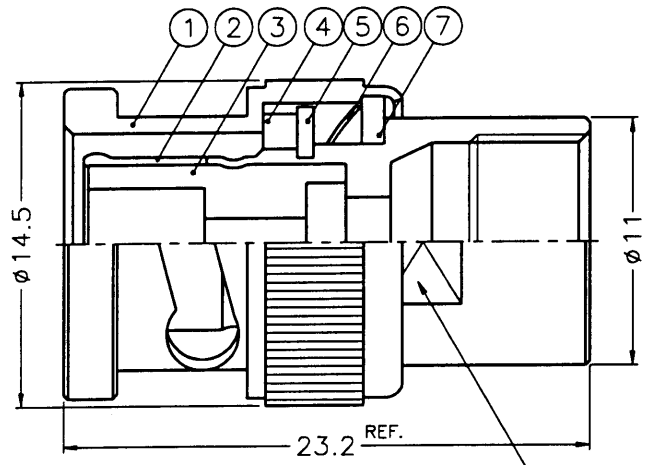
1 2 3 4 5 6 7 8

REVISIONS			
ISS	ZONE	DESCRIPTION	APPROVED\DATE
B	A-1	DRAWING NO. WERE CHANGED ON NO.4, NO.7, NO.8,	
	B-1	NO.9, NO.10, NO.11 AND NO.12\TONY. T\09-23-96'	
	B-1	NO.8 WAS CHANGED\TONY. T\10-09-96'	

業務部



RECOMMENDED
CABLE STRIPPING DIM'S



- NOTES: FINISH (PLATING THICKNESS IN MICRO-INCHES)
- BRASS PER QQ-B-626, ALLOY 360, 1/2 H
 - BRASS PER QQ-B-613, COMP 260, HARD TEMP
 - NICKEL PL. 100 MIN. OVER COPPER PL. 50 MIN.
SILVER PL. 80 MIN. OVER COPPER PL. 50 MIN.
 - GOLD PL. MIN. OVER NICKEL PL. 50 MIN.
OVER COPPER PL. 50 MIN.
SILVER PL. 100 MIN. OVER NICKEL PL. 50 MIN.
OVER COPPER PL. 50 MIN.
 - DELTRIN 500F (B50002-3-50)
TEFLON MIL-P-1946B (ATC B-3000-3T-50)

出圖
85.11.01
R&D

12	CONTACT PIN	NOTE 1	NOTE 4	1	B3000-8-23/06
11	HEX NUT	NOTE 1	NOTE 3	1	B5205-12-95/2B
10	WASHER	NOTE 2	NOTE 3	1	WS-85/28X05
9	GASKET	SILICONE	RED	1	GS-B/28X32
8	TOP HAT	NOTE 1	NOTE 3	1	B5205-9-28/24-B
7	WASHER	NOTE 2	NOTE 3	1	WS-128/9X08
6	SPRING	SK5	NOTE 3	1	B50000-6
5	RETAINER RING	NOTE 1	NOTE 3	1	B50000-5
4	GASKET	RUBBER	RED	1	GS-115/BX15
3	INSULATOR	NOTE 5	NATURAL	1	NOTE 5
2	BODY	NOTE 1	NOTE 3	1	B5205-2
1	SHELL	NOTE 1	NOTE 3	1	B50000-1-B
NO.	DESCRIPTION	MATERIAL	FINISH	Q'TY	DRAWING NO.

DIMENSIONS ARE IN MILLIMETERS			
UNLESS OTHERWISE SPECIFIED TOLERANCES			
0.5-6	=	±0.2	
6-30	=	±0.4	
30-120	=	±0.6	
120-315	=	±1	
315-1000	=	±1.6	
1000-2000	=	±2.4	

PART NO.	
APPROVED	DATE 10-26-96'
CHECKED	DATE 10-26-96'
DRAWN	DATE 10-26-96'

KAI JACK INDUSTRIAL CO., LTD. TAINAN TAIWAN R.O.C.	
TITLE	BNC CLAMP PLUG (FOR RG-174/U,188A/U,316/U)
DRAWING NO.	KJ-B1141C1-316U-50
FILE NO.	F:\DWG\B\1141C1\316U-50

F

E

D

C

B

A

1 2 3 4 5 6 7 8 B-R3396