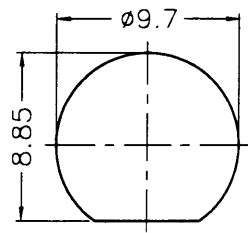


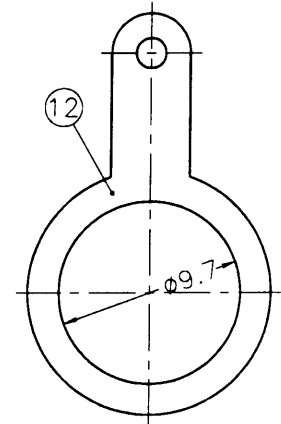
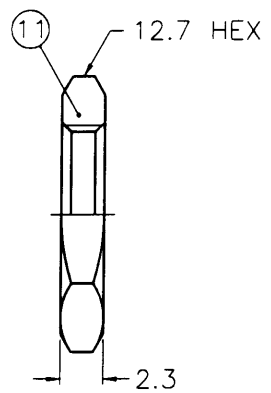
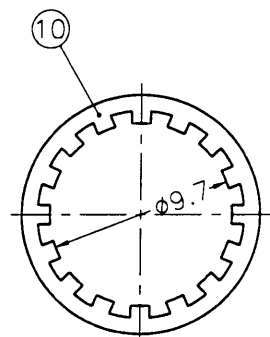
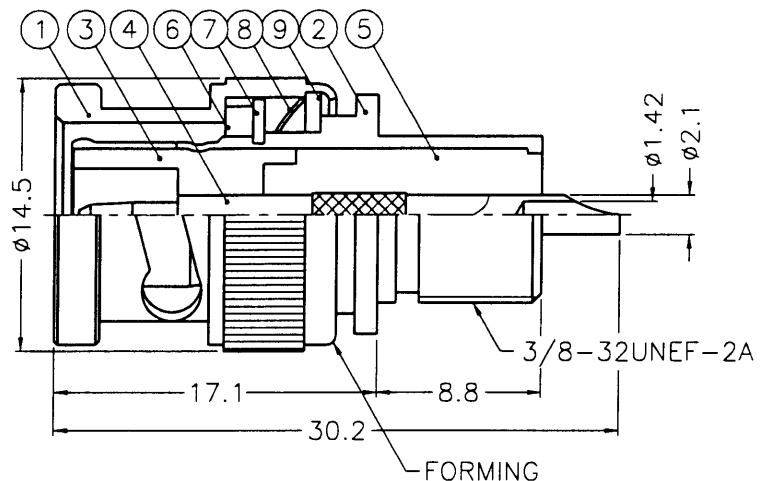
1 2 3 4 5 6 7 8

REVISIONS		
ISS	ZONE	DESCRIPTION\APPROVED\DATE
-	A-7	B1351B2 WAS B5305\TONY. T\02-24-93'
A	A-7	B1351Q2 WAS B1351B2\TONY. T\06-07-94'
	B-3	DELETED NOTES: 6\TONY. T\06-07-94'
B	A-1	NO.3 WAS CHANGED\TONY. T\09-30-94'
		NO.1 WAS CHANGED\TONY. T\12-30-94'
		NO.4 WAS CHANGED\TONY. T\04-12-95'
C	A-1	DRAWING NO. WERE CHANGED ON NO.6, NO.9, NO.10
	B-1	AND NO.11\TONY. T\09-23-96'



RECOMMENDED MOUNTING HOLE

業務部



出圖  
86.12.24  
R&D

出圖  
86.12.24  
R&D

- NOTES: 1. PER KAI JACK SPEC. EP-SS-9700  
 2. BRASS PER QQ-B-626  
 3. BRASS PER QQ-B-613  
 4. TEFLON MIL-P-19468

12	SOLDER TAG	NOTE 3	NOTE 1	1	B7310-7
11	HEX NUT	NOTE 2	NOTE 1	1	HN127-3/8-32X23
10	LOCK WASHER	NOTE 3	NOTE 1	1	LW-127/97X05
9	WASHER	NOTE 3	NOTE 1	1	WS-128/9X08
8	SPRING	SK5	NOTE 1	1	B50000-6
7	RETAINER RING	NOTE 2	NOTE 1	1	B50000-5
6	GASKET	RUBBER	RED	1	GS-115/8X15
5	INSULATOR	NOTE 4	NATURAL	1	B5305-5T-50
4	CONTACT PIN	NOTE 2	NOTE 1	1	B5305-4-A
3	INSULATOR	DELTRIN	NATURAL	1	B50002-3-50
2	BODY	NOTE 2	NOTE 1	1	B5305-2
1	SHELL	NOTE 2	NOTE 1	1	B50000-1-B
NO.	DESCRIPTION	MATERIAL	FINISH	Q'TY	DRAWING NO.

DIMENSIONS ARE IN MILLIMETERS  
 UNLESS OTHERWISE SPECIFIED TOLERANCES  
 0.5-6 = ±0.2  
 6-30 = ±0.4  
 30-120 = ±0.6  
 120-315 = ±1  
 315-1000 = ±1.6  
 1000-2000 = ±2.4

PART NO.	
APPROVED	DATE 12-17-97'
CHECKED	DATE 12-17-97'
DRAWN	DATE 12-17-97'

<p>KAI JACK INDUSTRIAL CO., LTD. TAINAN TAIWAN R.O.C.</p>	
TITLE BNC BULKHEAD RECEPT. PLUG	
DRAWING NO. KJ-B1351Q1-50	
FILE NO. F:\DWG\B\1351Q1\50	

1 2 3 4 5 6 7 8