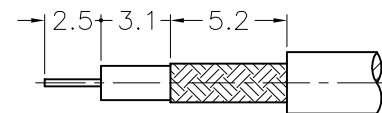
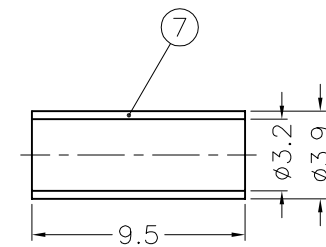
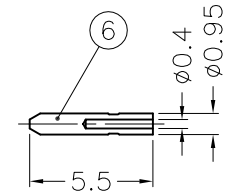
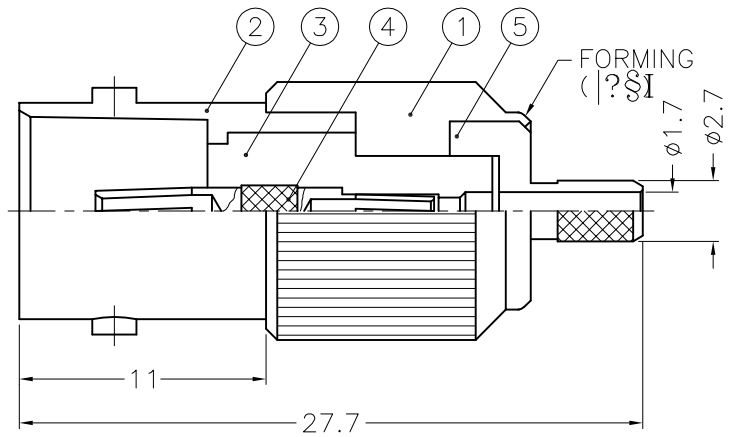


1 2 3 4 5 6 7 8

REVISIONS		
ISS	ZONE	DESCRIPTION\PER REQUEST\DATE



RECOMMENDED  
CABLE STRIPPING DIM'S  
(«OA3-e½u?0?o



NOTES: FINISH (PLATING THICKNESS IN MICRO-INCHES)  
 1. BRASS PER QQ-B-626  
 2. NICKEL PL. 100 MIN. THICK OVER COPPER STRIKE  
 3. PHOSPHOR BRONZE PER QQ-B-750  
 4. GOLD PL. 3 MIN. THICK OVER NICKEL PL. 100 MIN. THICK OVER COPPER STRIKE  
 5. JIS H 3250, C 2700

1. CRIMPED FERRULE  
HEX CRIMP SIZE .128"  
 2. CRIMPED CONTACT PIN  
SQ. CRIMP SIZE 0.7mm

REVISIONS					DIMENSIONS ARE IN MILLIMETERS				PART NO.		<h2 style="text-align: center;">Amphenol – Kai Jack</h2> <p style="text-align: center;">TAINAN TAIWAN</p>	
NO.	DESCRIPTION	MATERIAL	FINISH	Q'TY	SCALE	3/1	ISSUE	A	APPROVED	DATE		
7	FERRULE	NOTE 5	NOTE 2	1	FR-39/32X95	UNLESS OTHERWISE SPECIFIED TOLERANCES 0.5-6 = ±0.2 6-30 = ±0.4 30-120 = ±0.6 120-315 = ±1 315-1000 = ±1.6 1000-2000 = ±2.4				B50003-9-0.4		BNC CRIMP JACK (FOR RG-179/U,187A/U)
6	CONTACT PIN	NOTE 1	NOTE 4	1	B6421G1-5-27/17							
5	BARREL	NOTE 1	NOTE 2	1	B6421G1-4-1.05					10-18-00'		FILE NO. F:\DWG\B\6121G1\179U-75\ND3G
4	CONTACT PIN	NOTE 3	NOTE 4	1	B6421G1-3-75-B					10-18-00'		
3	INSULATOR	DELIN	NATURAL	1	B74000-2					10-18-00'		
2	BODY	NOTE 1	NOTE 2	1	B6121G1-1-B	10-18-00'						
1	HOUSING	NOTE 1	NOTE 2	1								

1 2 3 4 5 6 7 8

F

F

E

E

D

D

C

C

B

B

A

A