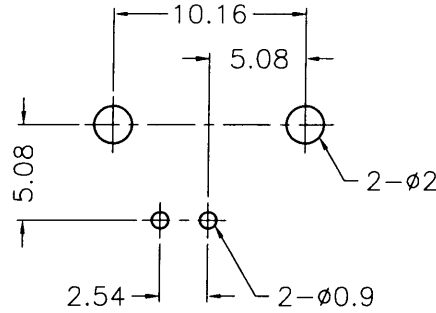
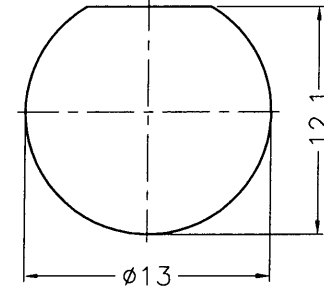


1 2 3 4 5 6 7 8

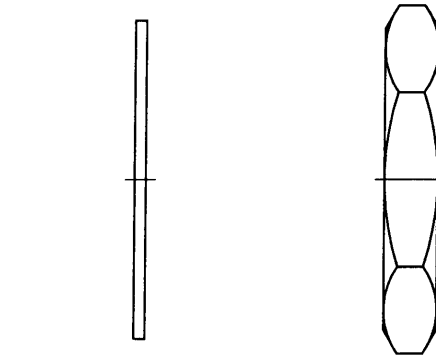
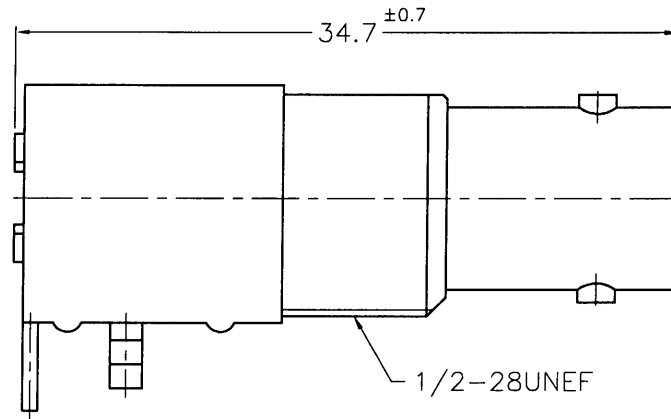
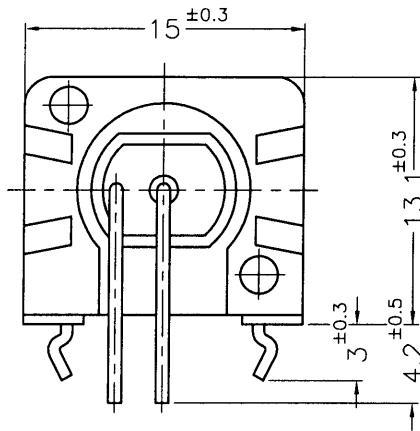
REVISIONS		
ISS	ZONE	DESCRIPTION\PER REQUEST\DATE



PCB MOUNTING HOLES  
(印刷電路板架設孔)



RECOMMENDED MOUNTING HOLE  
(建議架設孔)



NOTES: FINISH (PLATING THICKNESS IN MICRO-INCHES)

1. BRASS PER QQ-B-626
2. BRASS PER QQ-B-613
3. NICKEL PL. 80 MIN. THICK OVER COPPER STRIKE
4. NICKEL PL. 80 MIN. THICK OVER COPPER PL. 300 MIN. THICK
5. PHOSPHOR BRONZE PER QQ-B-750
6. GOLD FLASH OVER NICKEL PL. 100 MIN. THICK OVER COPPER STRIKE

DIMENSIONS ARE IN MILLIMETERS

UNLESS OTHERWISE SPECIFIED TOLERANCES

- 0.5-6 = ±0.2
- 6-30 = ±0.4
- 30-120 = ±0.6
- 120-315 = ±1
- 315-1000 = ±1.6
- 1000-2000 = ±2.4

PART NO.

APPROVED

CHECKED

DRAWN

DATE

DATE

DATE

07-14-99'

07-14-99'

07-14-99'



**KAI JACK INDUSTRIAL CO., LTD.**  
TAINAN TAIWAN R.O.C.

TITLE

BNC R/A PC MOUNT RECEPT. JACK

DRAWING NO.

KJ-B6252H7-NPP3G-75

FILE NO.

F:\DWG\B\6252H7\75\NPP3G

NO.	DESCRIPTION	MATERIAL	FINISH	Q'TY	DRAWING NO.
6	HEX NUT	NOTE 1	NOTE 3	1	HN14-1/2-28X25
5	LOCK WASHER	NOTE 2	NOTE 3	1	LW-158/13X05
4	CONTACT PIN	NOTE 5	NOTE 6	1	B6252H7-NPP3G
3	INSULATOR	P.P.	NATURAL		-75-G
2	BODY	DIECAST	NOTE 4		
1	HOUSING	PBT	WHITE		

SCALE	2.5/1	ISSUE	A
-------	-------	-------	---

F

E

D

C

B

A

F

E

D

C

B

A

1 2 3 4 5 6 7 8