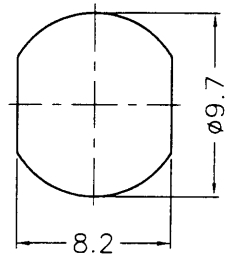
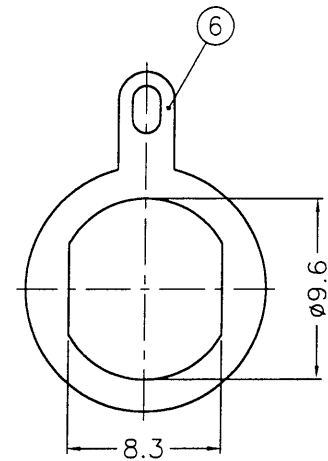
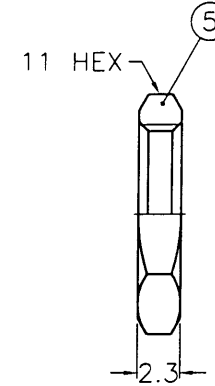
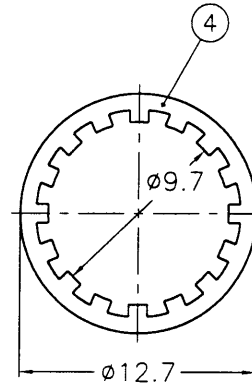
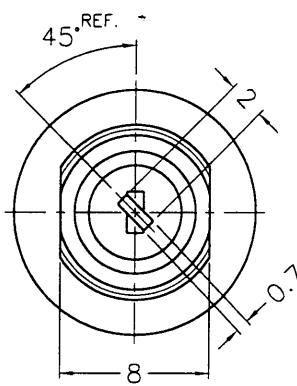
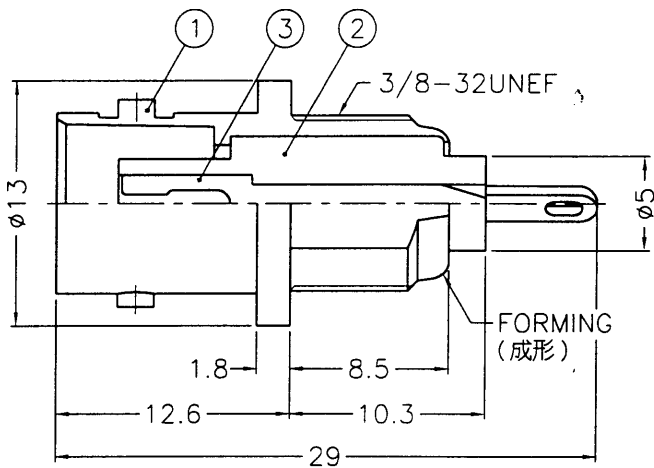


REVISIONS			
ISS	ZONE	DESCRIPTION	PER REQUEST DATE

業務部



RECOMMENDED MOUNTING HOLE
(建議架設孔)



NOTES: FINISH (PLATING THICKNESS IN MICRO-INCHES)

1. BRASS PER QQ-B-626
2. BRASS PER QQ-B-613
3. NICKEL PL. 100 MIN. THICK OVER COPPER STRIKE
4. BRIGHT TIN PL. 100 MIN. THICK OVER NICKEL PL. 50 MIN. THICK OVER COPPER PL. 100 MIN. THICK
5. NICKEL PL. 100 MIN. THICK OVER COPPER PL. 300 MIN. THICK

88.8.17
R & D

DIMENSIONS ARE IN MILLIMETERS			
UNLESS OTHERWISE SPECIFIED TOLERANCES			
0.5-6	=	±0.2	
6-30	=	±0.4	
30-120	=	±0.6	
120-315	=	±1	
315-1000	=	±1.6	
1000-2000	=	±2.4	

PART NO.		
APPROVED	<i>Mark C</i>	DATE 08-12-99'
CHECKED	<i>Mark C</i>	DATE 08-12-99'
DRAWN	<i>Adler</i>	DATE 08-12-99'

<p>KAI JACK INDUSTRIAL CO., LTD. TAINAN TAIWAN R.O.C.</p>	
TITLE BNC BULKHEAD RECEPT. JACK	
DRAWING NO. KJ-B6351D1-003-NDT-50	
FILE NO. F:\DWG\B\6351D1\003\NDT-50	

NO.	DESCRIPTION	MATERIAL	FINISH	Q'TY	DRAWING NO.
6	SOLDER TAG		NOTE 2	1	B6351D1-6
5	HEX NUT		NOTE 1	1	HN11-3/8-32X23
4	LOCK WASHER		NOTE 2	1	LW-127/97X05
3	CONTACT PIN		NOTE 2	1	B6351D1-23-50
2	INSULATOR	DELTRIN	NATURAL	1	
1	BODY	DIECAST	NOTE 5	1	B6351D1-1-B

NO.	DESCRIPTION	MATERIAL	FINISH	Q'TY	DRAWING NO.	SCALE 2.5/1	ISSUE A
-----	-------------	----------	--------	------	-------------	-------------	---------

F
E
D
C
B
A

F
E
D
C
B
A