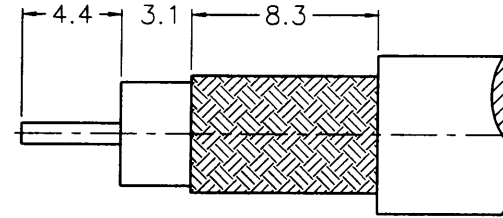



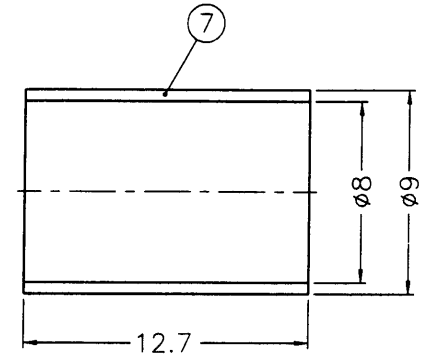
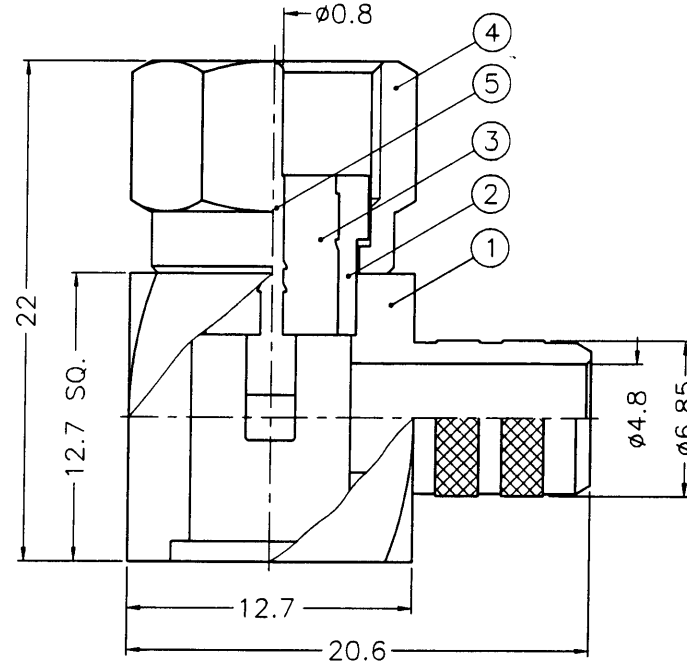
1 2 3 4 5 6 7 8

REVISIONS		
ISS	ZONE	DESCRIPTION\PER REQUEST\DATE

業務部



RECOMMENDED
CABLE STRIPPING DIM'S
(建議剝線尺寸)



NOTES: FINISH (PLATING THICKNESS IN MICRO-INCHES)

1. BRASS PER QQ-B-626
2. BRASS PER QQ-B-613
3. NICKEL PL. 100 MIN. THICK OVER COPPER STRIKE
4. GOLD PL. 3 MIN. THICK OVER NICKEL PL. 100 MIN. THICK OVER COPPER STRIKE
5. TEFLON MIL-P-19468
6. JIS H 3250, C 2700

1. CRIMPED FERRULE
HEX CRIMP SIZE .319"



NO.	DESCRIPTION	MATERIAL	FINISH	Q'TY	DRAWING NO.	SCALE	3/1	ISSUE	A	PART NO.	TITLE
7	FERRULE	NOTE 6	NOTE 3	1	FR-9/8X127	DIMENSIONS ARE IN MILLIMETERS				PART NO. APPROVED <i>Tommy J</i> DATE 12-22-99' CHECKED <i>Conrad W</i> DATE 12-22-99' DRAWN <i>Petty L</i> DATE 12-22-99'	Amphenol - Kai Jack TAINAN TAIWAN TITLE F R/A CRIMP PLUG DRAWING NO. KJ-F1112A1-NT3G-6U-75 FILE NO. F:\DWG\F\1112A1\6U-75\NT3G
6	COVER	NOTE 2	NOTE 3	1	CV-895X07-T	UNLESS OTHERWISE SPECIFIED TOLERANCES					
5	CONTACT PIN	NOTE 1	NOTE 4	1	F1112A1-5B	0.5-6 = ±0.2					
4	SHELL	NOTE 1	NOTE 3	1	FP-5CFB-K-1-A	6-30 = ±0.4					
3	INSULATOR	NOTE 5	NATURAL	1	F1112A1-3	30-120 = ±0.6					
2	BODY	NOTE 1	NOTE 3	1	F1112A1-2-6U	120-315 = ±1					
1	HOUSING	NOTE 1	NOTE 3	1	F1112A1-1-685/48	315-1000 = ±1.6					

1 2 3 4 5 6 7 8
 8F 10731
 222164