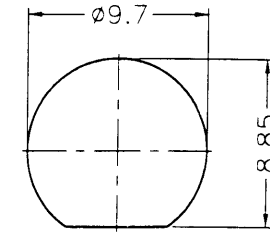
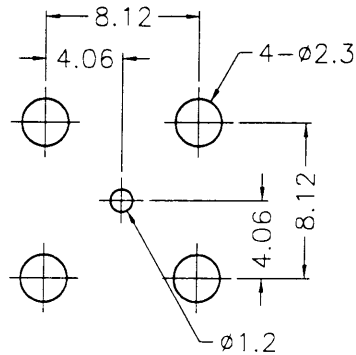
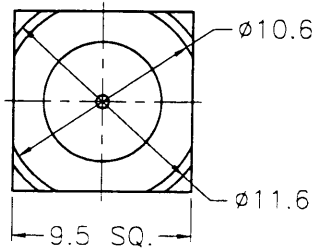
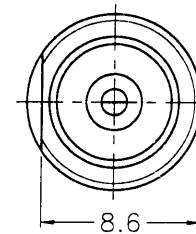
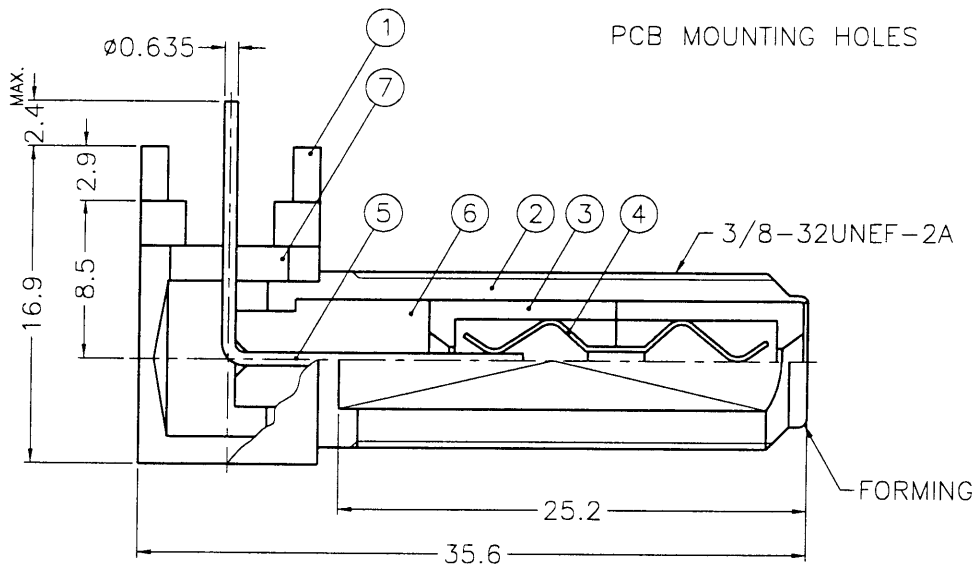


REVISIONS		
ISS	ZONE	DESCRIPTION\APPROVED\DATE




PCB MOUNTING HOLES

RECOMMENDED MOUNTING HOLE



NOTES: FINISH (PLATING THICKNESS IN MICRO-INCHES)

- 1. BRASS PER QQ-B-626
- 2. BRASS PER QQ-B-613
- 3. NICKEL PL. 100 MIN. THICK OVER COPPER STRIKE
- 4. BRIGHT TIN PL. 100 MIN. THICK OVER NICKEL PL. 50 MIN. THICK OVER COPPER PL. 100 MIN. THICK



NO.	DESCRIPTION	MATERIAL	FINISH	Q'TY	DRAWING NO.
7	INSULATOR	DELTRIN	NATURAL	1	F7790-7
6	INSULATOR	DELTRIN	NATURAL	1	1016844-6
5	CONTACT PIN	NOTE 1	NOTE 4	1	1016844-5-C
4	CONTACT PIN	NOTE 2	NOTE 4	1	F7790-34-PPBT
3	INSULATOR	P.P.	NATURAL	2	
2	BODY	NOTE 1	NOTE 3	1	1016844-2
1	HOUSING	NOTE 1	NOTE 3	1	1016844-1

DIMENSIONS ARE IN MILLIMETERS			
UNLESS OTHERWISE SPECIFIED TOLERANCES			
0.5-6	=	±0.2	
6-30	=	±0.4	
30-120	=	±0.6	
120-315	=	±1	
315-1000	=	±1.6	
1000-2000	=	±2.4	

PART NO.	
APPROVED	DATE 09-24-98'
CHECKED	DATE 09-24-98'
DRAWN	DATE 09-24-98'

KAI JACK INDUSTRIAL CO., LTD. TAINAN TAIWAN R.O.C.	
TITLE	F R/A CONNECTOR
DRAWING NO.	KJ-F6252A1-NPPT
FILE NO.	F:\DWG\F\6252A1\NPPT

A

A