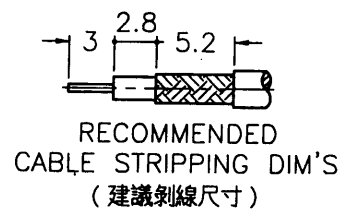


REVISIONS		
ISS	ZONE	DESCRIPTION\PER REQUEST\DATE
A4	B-6	CANCELLED L AND M KEY CODING\N/A\02-13-03'

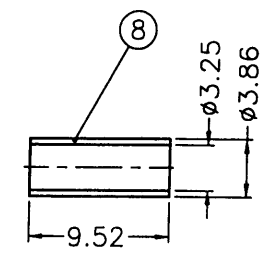
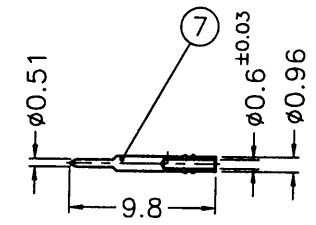
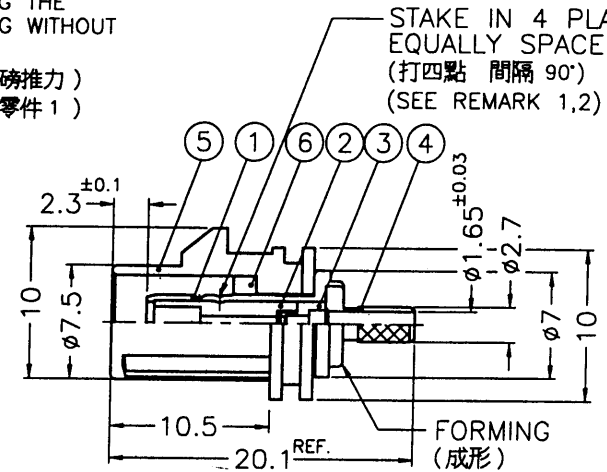
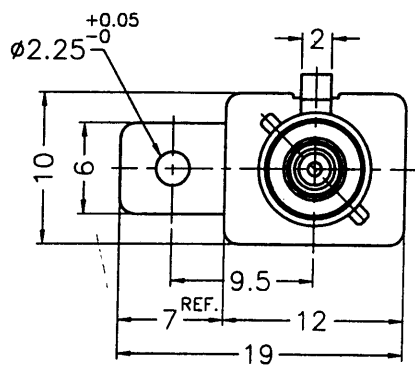


1. CRIMPED FERRULE  
HEX CRIMP SIZE .128"
2. CRIMPED CONTACT PIN AFM8  
ADJUST TO 4  
POSITIONER K727

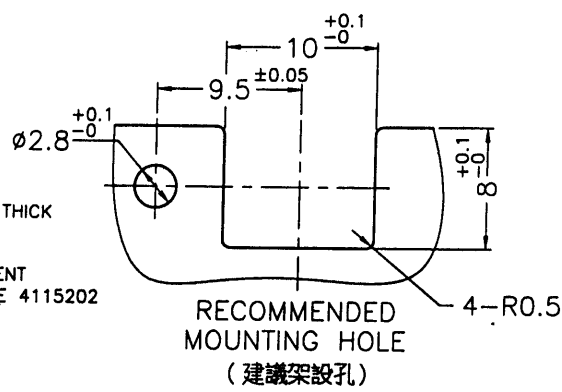
REMARK:1. NO.2 MUST WITHSTAND A 4 lbs. MIN. PUSHOUT FORCE FROM NO.1 AFTER STAKING OPERATION  
2. REMARK 1 IS MAINTAINED BY STAMPING THE FOUR POINTS SHOWN ON THE DRAWING WITHOUT PUNCTURING NO.1  
(打四點後零件2由零件1推出至少必須承受4磅推力)  
(打四點後除需符合備註1要求外且不可擊穿零件1)

STAKE IN 4 PLACES  
EQUALLY SPACED 90° APART  
(打四點 間隔 90°)  
(SEE REMARK 1,2)

SALES



- NOTES: FINISH (PLATING THICKNESS IN MICRO-INCHES)  
1. BRASS PER QQ-B-626, ALLOY 360, 1/2 H ; JIS H3250 C 3604BD OR EQUIVALENT  
2. NICKEL PL. 60 MIN. THICK OVER COPPER STRIKE  
3. GOLD PL. 30 MIN. THICK OVER NICKEL PL. 100 MIN. THICK OVER COPPER STRIKE  
4. TEFLON MIL-P-19468 OR EQUIVALENT  
5. COPPER PER ASTM B-75 ALLOY C12200 OR EQUIVALENT  
6. PBT(WITH 15% GLASS FIBER) PER CHANG CHUN GRADE 4115202 OR EQUIVALENT



TABLE

KEY CODING	PART NO.	DRAWING NO.	ITEM NO.	LOCK COVER
A	FA1-NASP-C01-0	FK1321AW-007-NT30G-50	FK1321AA36NC5F	FKLC10201A
B	FA1-NBSP-C01-0	FK1321BW-007-NT30G-50	FK1321AB36NC5F	FKLC10202A
C	FA1-NCSP-C01-0	FK1321CW-007-NT30G-50	FK1321AC36NC5F	FKLC10203A
D	FA1-NDSP-C01-0	FK1321DW-007-NT30G-50	FK1321AD36NC5F	FKLC10204A
E	FA1-NESP-C01-0	FK1321EW-007-NT30G-50	FK1321AAE36NC5F	FKLC10205A
F	FA1-NFSP-C01-0	FK1321FW-007-NT30G-50	FK1321AAF36NC5F	FKLC10206A
G	FA1-NGSP-C01-0	FK1321GW-007-NT30G-50	FK1321AAG36NC5F	FKLC10207A
H	FA1-NHSP-C01-0	FK1321HW-007-NT30G-50	FK1321AAH36NC5F	FKLC10208A
I	FA1-NISP-C01-0	FK1321IW-007-NT30G-50	FK1321AAI36NC5F	FKLC10209A
K	FA1-NKSP-C01-0	FK1321KW-007-NT30G-50	FK1321AAK36NC5F	FKLC10210A
Z	FA1-NZSP-C01-0	FK1321ZW-007-NT30G-50	FK1321AAZ36NC5F	FKLC10211A

ISSUED  
2003. 2. 14  
R&D

NO.	DESCRIPTION	MATERIAL	FINISH	Q'TY	DRAWING NO.
8	FERRULE		NOTE 5	NOTE 2	1 FKFR00101A
7	CONTACT PIN		NOTE 1	NOTE 3	1 FKCP00101A
6	RING		NOTE 1	NOTE 2	1 FKLR00101A
5	LOCK COVER		NOTE 6		1 SEE TABLE
4	BARREL		NOTE 1	NOTE 2	1 FKBR00101B
3	INSULATOR		NOTE 4	NATURAL	1 FKNS00201A
2	INSULATOR		NOTE 4	NATURAL	1 FKNS00101A
1	MAIN BODY		NOTE 1	NOTE 2	1 FKMB00101A

DIMENSIONS ARE IN MILLIMETERS				PART NO.	
UNLESS OTHERWISE SPECIFIED TOLERANCES				FA1-NXSP-C01-0	
0.5-6 = ±0.2				APPROVED	DATE
6-30 = ±0.4				<i>[Signature]</i>	02-13-03'
30-120 = ±0.6				CHECKED	DATE
120-315 = ±1				<i>[Signature]</i>	02-13-03'
315-1000 = ±1.6				DRAWN	DATE
1000-2000 = ±2.4				<i>[Signature]</i>	02-13-03'
SCALE	2/1	ISSUE	A4	FILE NO.	F:\DWG\FK\1321XX\007\50\NT30G-A4

**Amphenol**  
Danbury,CT,USA-Tainan,Taiwan-Shenzhen,China

TITLE FAKRA SMB CRIMP PLUG  
(FOR RG-174/U, 188A/U, 316/U CABLE)

DRAWING NO. FK1321XX-007-NT30G-50

ITEM NO. FK1321AA36NC5F

A

A