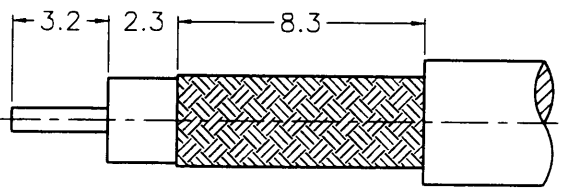


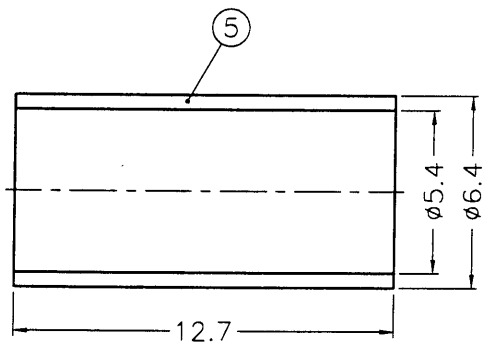
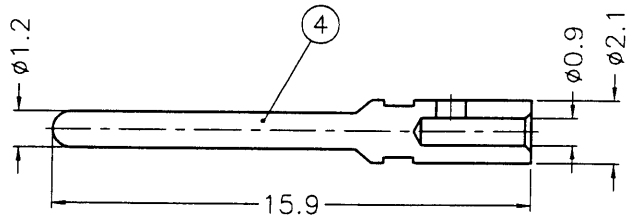
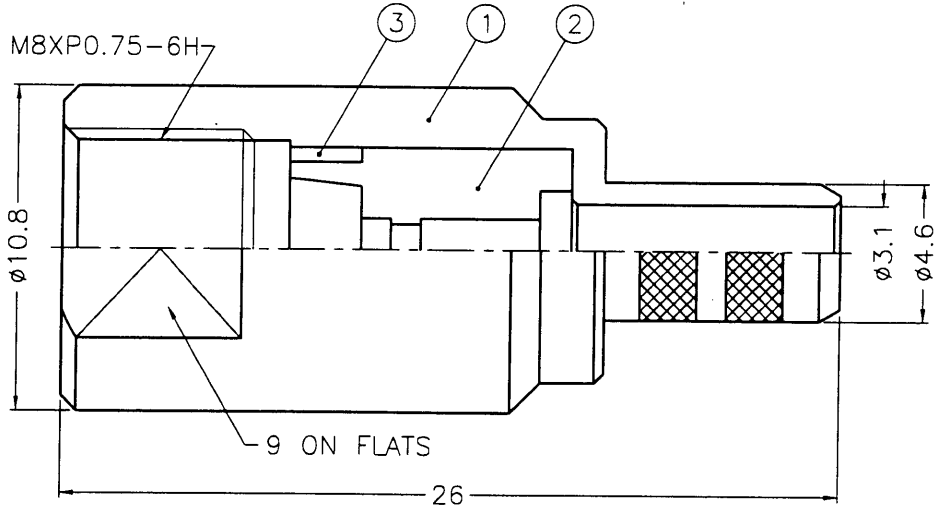
1 2 3 4 5 6 7 8

REVISIONS		
ISS	ZONE	DESCRIPTION\APPROVED\DATE

業務部



RECOMMENDED CABLE STRIPPING DIM'S



- NOTES: FINISH (PLATING THICKNESS IN MICRO-INCHES)
1. BRASS PER QQ-B-626
 2. NICKEL PL. 100 MIN. THICK OVER COPPER STRIKE
 3. GOLD PL. 3 MIN. THICK OVER NICKEL PL. 100 MIN. THICK OVER COPPER STRIKE
 4. TEFLON MIL-P-19468
 5. JIS H 3250, C 2700

出圖
87.9.30
R&D

NO.	DESCRIPTION	MATERIAL	FINISH	Q'TY	DRAWING NO.	SCALE	4/1	ISSUE	A	PART NO.	TITLE	
5	FERRULE	NOTE 5	NOTE 2	1	FR-64/54X127	DIMENSIONS ARE IN MILLIMETERS				KAI JACK INDUSTRIAL CO., LTD. TAINAN TAIWAN R.O.C.		
4	CONTACT PIN	NOTE 1	NOTE 3	1	FME1121A1-3-21/09	UNLESS OTHERWISE SPECIFIED TOLERANCES					APPROVED	FME CRIMP PLUG
3	LOCK RING	NOTE 1	NOTE 2	1	FME1121A3-3-B	0.5-6 = ±0.2	6-30 = ±0.4	30-120 = ±0.6	120-315 = ±1		CHECKED	DRAWING NO.
2	INSULATOR	NOTE 4	NATURAL	1	FME1121A3-2T-50	315-1000 = ±1.6	1000-2000 = ±2.4	DATE			DRAWN	FILE NO.
1	BODY	NOTE 1	NOTE 2	1	FME1121A3-1-46/31	DATE		DATE			F:\DWG\FME\1121A3\58U-50\NT3G	

1 2 3 4 5 6 7 8

FME-R01