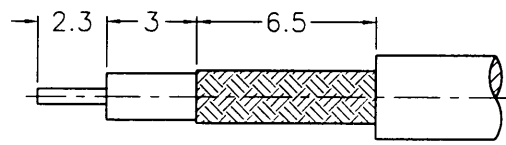


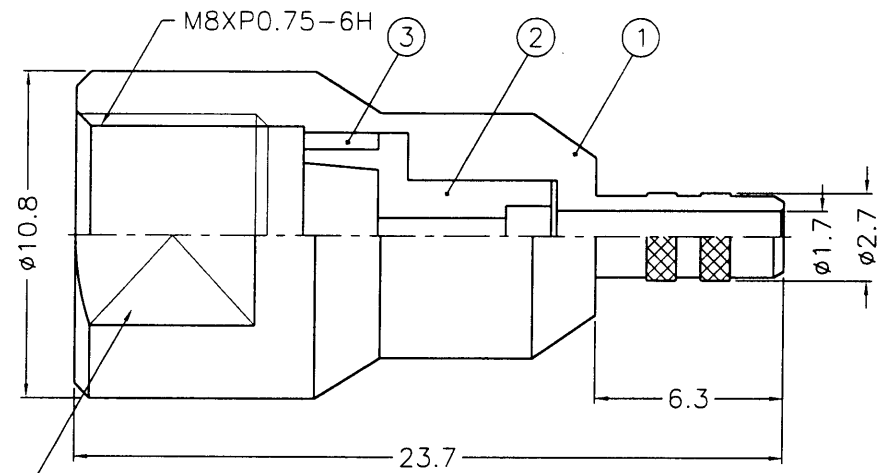
1 2 3 4 5 6 7 8

REVISIONS		
ISS	ZONE	DESCRIPTION\PER REQUEST\DATE

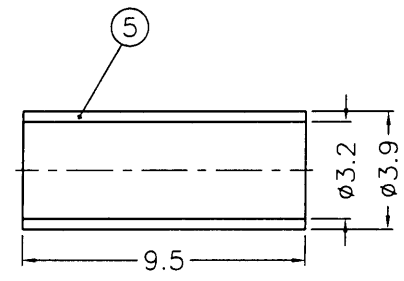
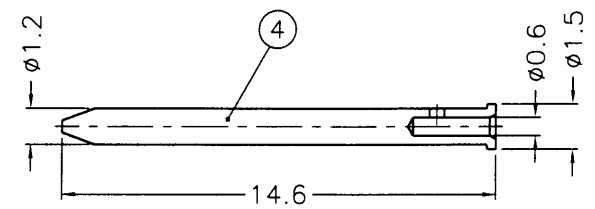
業務部



RECOMMENDED
CABLE STRIPPING DIM'S



9 ON FLATS



出圖
88.5.05

NOTES: FINISH (PLATING THICKNESS IN MICRO-INCHES)
 1. BRASS PER QQ-8-626
 2. NICKEL PL. 100 MIN. THICK OVER COPPER STRIKE
 3. GOLD PL. 3 MIN. THICK OVER NICKEL PL. 100 MIN. THICK OVER COPPER STRIKE
 4. TEFLON MIL-P-19468
 5. JIS H 3250, C 2700

DIMENSIONS ARE IN MILLIMETERS			
UNLESS OTHERWISE SPECIFIED TOLERANCES			
0.5-6	=	±0.2	
6-30	=	±0.4	
30-120	=	±0.6	
120-315	=	±1	
315-1000	=	±1.6	
1000-2000	=	±2.4	

NO.	DESCRIPTION	MATERIAL	FINISH	Q'TY	DRAWING NO.
5	FERRULE	NOTE 5	NOTE 2	1	FR-39/32X95
4	CONTACT PIN	NOTE 1	NOTE 3	1	FME1121A4-4-15/06
3	LOCK RING	NOTE 1	NOTE 2	1	FME1121A3-3-B
2	INSULATOR	NOTE 4	NATURAL	1	FME1121A4-2T-50
1	BODY	NOTE 1	NOTE 2	1	FME1121A4-1-27/17

PART NO.	
APPROVED	DATE 05-05-99'
CHECKED	DATE 05-05-99'
DRAWN	DATE 05-05-99'

<p>KAI JACK INDUSTRIAL CO., LTD. TAINAN TAIWAN R.O.C.</p>	
TITLE FME CRIMP PLUG (FOR RG-174/U,188A/U,316/U)	
DRAWING NO. KJ-FME1121A4-NT3G-316U-50	
FILE NO. F:\DWG\FME\1121A4\316U-50\NT3G	

F
E
D
C
B
A

F
E
D
C
B
A

1 2 3 4 5 6 7 8

EMBROSB