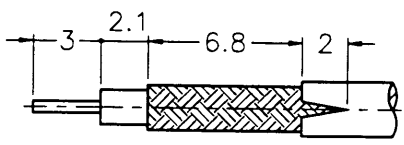


1 2 3 4 5 6 7 8

F

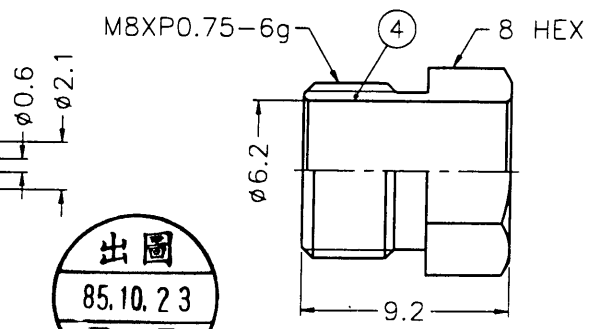
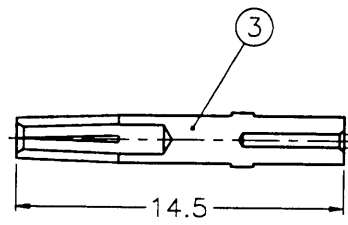
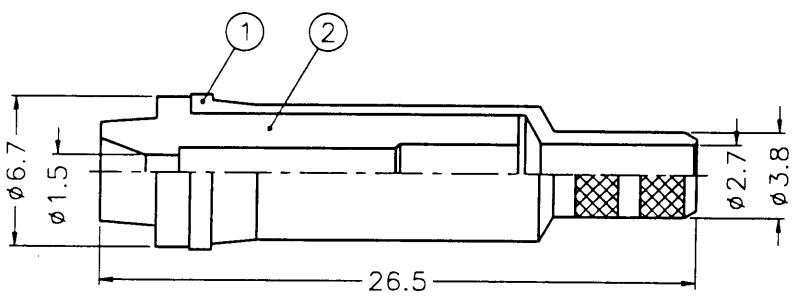
REVISIONS		
ISS	ZONE	DESCRIPTION\APPROVED\DATE
B	A-1	DRAWING NO. WERE CHANGED ON NO.1, NO.3, NO.4
	B-1	AND NO.5\TONY. T\09-23-96'
	B-1	NO.6 WAS CHANGED\TONY. T\10-21-96'



RECOMMENDED
CABLE STRIPPING DIM'S

業務部

E

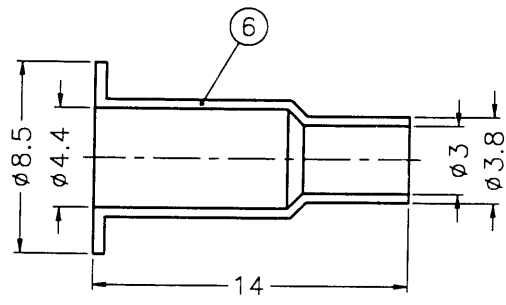
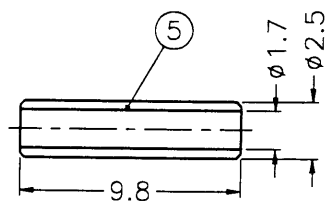


出圖
85.10.23
R&D

D

C

- NOTES: FINISH (PLATING THICKNESS IN MICRO-INCHES)
- BRASS PER QQ-B-626, ALLOY 360, 1/2 H
 - NICKEL PL. 100 MIN. OVER COPPER PL. 50 MIN.
SILVER PL. 80 MIN. OVER COPPER PL. 50 MIN.
 - PHOSPHOR BRONZE PER QQ-B-750, COMP A, 1/2 H
 - GOLD PL. MIN. OVER NICKEL PL. 50 MIN.
OVER COPPER PL. 50 MIN.
SILVER PL. 100 MIN. OVER NICKEL PL. 50 MIN.
OVER COPPER PL. 50 MIN.



B

NO.	DESCRIPTION	MATERIAL	FINISH	Q'TY	DRAWING NO.
6	FERRULE		NOTE 1	NOTE 2	1 FR-85/44-38/3 X14
5	SLEEVE	DELTRIN	NATURAL	1	SL-25/17X98
4	HEX NUT		NOTE 1	NOTE 2	1 FME6121A1-4-8/62
3	CONTACT PIN		NOTE 3	NOTE 4	1 FME6121B1-3-21/06
2	INSULATOR	DELTRIN	NATURAL	1	FME6121B1-2-50-B
1	BODY		NOTE 1	NOTE 2	1 FME6121E1-1-38/27

DIMENSIONS ARE IN MILLIMETERS			PART NO.	
UNLESS OTHERWISE SPECIFIED TOLERANCES			APPROVED	DATE
0.5-6	= ±0.2		<i>Tony E</i>	10-19-96'
6-30	= ±0.4			
30-120	= ±0.6		CHECKED	DATE
120-315	= ±1		<i>Golden W</i>	10-19-96'
315-1000	= ±1.6		DRAWN	DATE
1000-2000	= ±2.4		<i>Golden W</i>	10-19-96'
SCALE	3/1	ISSUE	B	

KAI JACK INDUSTRIAL CO., LTD.
TAINAN TAIWAN R.O.C.

TITLE: FME ROTATING NIPPLE (FOR RG-174/U,188A/U,316/U)

DRAWING NO.: KJ-FME6121E1-316U-50

FILE NO.: F:\DWG\FME\6121E1\316U-50

A

1 2 3 4 5 6 7 8