
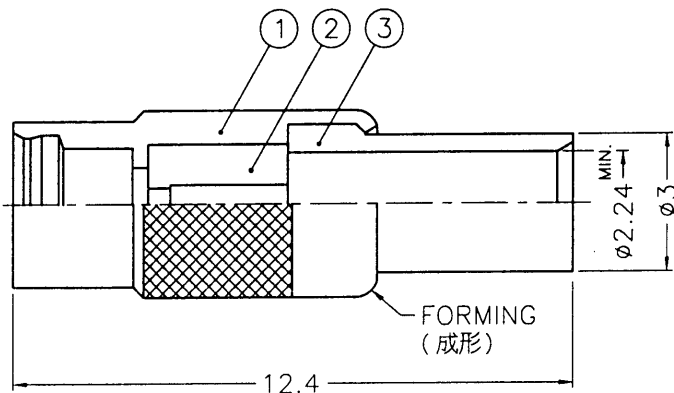
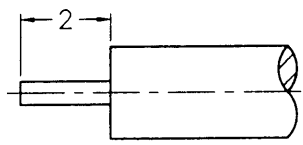
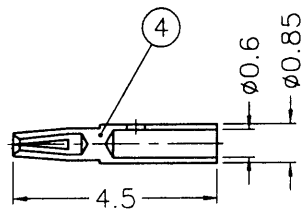


REVISIONS		
ISS	ZONE	DESCRIPTION\PER REQUEST\DATE
B	A-1	NO.1, NO.2 AND NO.4 WERE CHANGED\ RD-DM91070801H\07-08-02'
C1	A-1	NO.1, NO.3 WERE CHANGED\ RD-DM93031901E\ \03-25-04'



**SALES**



RECOMMENDED  
CABLE STRIPPING DIM'S  
(建議剝線尺寸)

- NOTES: FINISH (PLATING THICKNESS IN MICRO-INCHES)
- BRASS PER QQ-B-626
  - GOLD PL. 3 MIN. THICK OVER NICKEL PL. 100 MIN. THICK OVER COPPER STRIKE
  - BERYLLIUM COPPER PER QQ-C-530
  - GOLD PL. 30 MIN. THICK OVER NICKEL PL. 100 MIN. THICK OVER COPPER STRIKE
  - TEFLON MIL-P-19468

1. CONTACT PIN TO SOLDER

					DIMENSIONS ARE IN MILLIMETERS			PART NO.		<b>Amphenol</b> Danbury,CT,USA-Tainan,Taiwan-Shenzhen,China			
					UNLESS OTHERWISE SPECIFIED TOLERANCES			APPROVED	DATE				
4	CONTACT PIN	NOTE 3	NOTE 4	1	MMCX6121A1-4-085/06-B	0.5-6 = ±0.2	6-30 = ±0.4	30-120 = ±0.6	120-315 = ±1	315-1000 = ±1.6	1000-2000 = ±2.4	TITLE	MMCX SEMI-RIGID JACK (FOR .085" , .086")
3	BARREL	NOTE 1	NOTE 2	1	MMCX1181A1-3-3/224-B							DRAWING NO.	MMCX6181A1-3GT30G-.085-50
2	INSULATOR	NOTE 5	NATURAL	1	MMCX6181A1-2T-50-B							ITEM NO.	096181AAA45GE5F
1	BODY	NOTE 1	NOTE 2	1	MMCX6181A1-1-C								
NO.	DESCRIPTION	MATERIAL	FINISH	Q'TY	DRAWING NO.	SCALE	6/1	ISSUE	C1	FILE NO.	F:\DWG\MMCX\6181A1\085-50\3GT30G-C1		

7ED-DE 2008 8