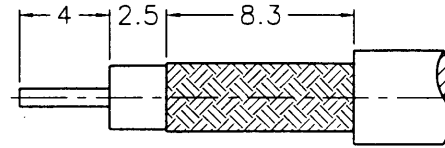
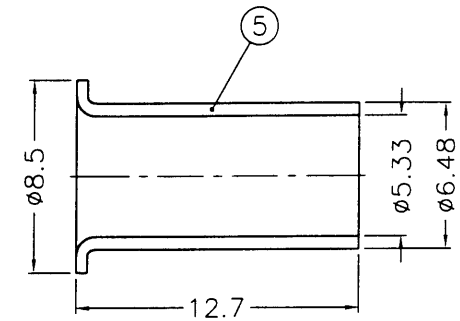
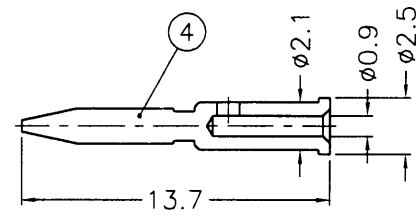
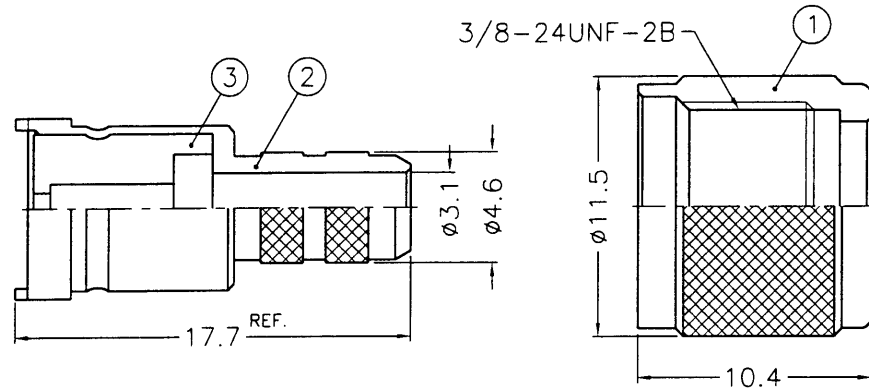



REVISIONS		
ISS	ZONE	DESCRIPTION\PER REQUEST\DATE



RECOMMENDED
CABLE STRIPPING DIM'S
(建議剝線尺寸)



NOTES: FINISH (PLATING THICKNESS IN MICRO-INCHES)
 1. BRASS PER QQ-B-626
 2. NICKEL PL. 100 MIN. THICK OVER COPPER STRIKE
 3. GOLD PL. 3 MIN. THICK OVER NICKEL PL. 100 MIN. THICK OVER COPPER STRIKE
 4. TEFLON MIL-P-19468



DIMENSIONS ARE IN MILLIMETERS					PART NO.						
NO.	DESCRIPTION	MATERIAL	FINISH	Q'TY	DRAWING NO.	SCALE		3/1	ISSUE	A	TITLE
5	FERRULE	COPPER	NOTE 2	1	FR-85/533-648/533X127C	UNLESS OTHERWISE SPECIFIED TOLERANCES					MINI-UHF CRIMP PLUG
4	CONTACT PIN	NOTE 1	NOTE 3	1	MU5000-4-25/09	0.5-6 = ±0.2		APPROVED	Mark C	DATE	05-10-99'
3	INSULATOR	NOTE 4	NATURAL	1	MU5000-3T-50-B	6-30 = ±0.4		CHECKED	Mark C	DATE	05-10-99'
2	BODY	NOTE 1	NOTE 2	1	MU5000-2-46/31-B	30-120 = ±0.6		DRAWN	Betty L	DATE	05-10-99'
1	SHELL	NOTE 1	NOTE 2	1	MU5000-1	120-315 = ±1					
						315-1000 = ±1.6					
						1000-2000 = ±2.4					
					FILE NO.	F:\DWG\MU\1121A1\58U-50\NT3G					

8/11/98