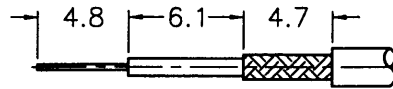
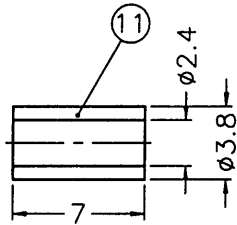
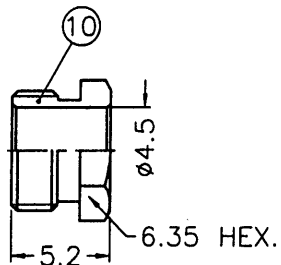
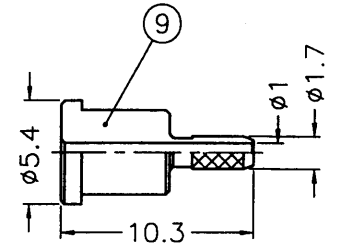
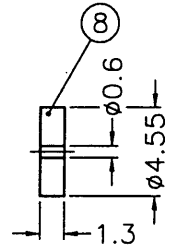
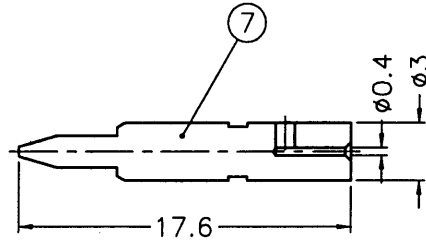
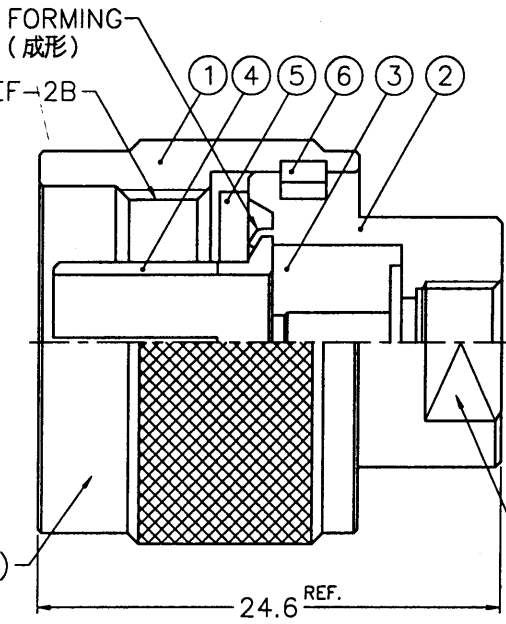


REVISIONS		
ISS	ZONE	DESCRIPTION\PER REQUEST\DATE
A	A-7	N1111G1-NT3G-196AU-50 WAS N1121G1-NT3G-196AU-50\N/A\03-017-03'

**SALES**



RECOMMENDED  
CABLE STRIPPING DIM'S  
(建議剝線尺寸)



STAMP (IF ANY)  
噴字 (若有要求)

11 ON FLATS  
(兩平面寬 11)

- NOTES: FINISH (PLATING THICKNESS IN MICRO-INCHES)
1. BRASS PER QQ-B-626
  2. NICKEL PL. 100 MIN. THICK OVER COPPER STRIKE
  3. GOLD PL. 3 MIN. THICK OVER NICKEL PL. 100 MIN. THICK OVER COPPER STRIKE
  4. TEFLON MIL-P-19468

18 0  
2003. 3. 18  
R&D

1. CRIMPED FERRULE  
HEX. CRIMP SIZE .128"
2. CONTACT PIN TO SOLDER

11	FERRULE	COPPER	NOTE 2	1	FR-38/24X7C
10	HEX NUT	NOTE 1	NOTE 2	1	SMA5003-9-635/45
9	BARREL	NOTE 1	NOTE 2	1	SMA5003-8-17/1
8	INSULATOR	NOTE 4	NATURAL	1	SMA7403-4T
7	CONTACT PIN	NOTE 1	NOTE 3	1	N5000-8-3/04
6	RETAINER RING	SUS 304	NATURAL	1	N5000-7-C
5	GASKET	SILICONE	RED	1	GS-156/BX15
4	CONTACT BODY	NOTE 1	NOTE 2	1	N5000-5
3	INSULATOR	NOTE 4	NATURAL	1	N5000-4T-50-A
2	BODY	NOTE 1	NOTE 2	1	N1121G1-2
1	SHELL	NOTE 1	NOTE 2	1	N5000-1-B

DIMENSIONS ARE IN MILLIMETERS		PART NO.	
UNLESS OTHERWISE SPECIFIED TOLERANCES		APPROVED	DATE
0.5-6	= ±0.2	<i>Gavckey</i>	03-17-03'
6-30	= ±0.4	CHECKED	DATE
30-120	= ±0.6	<i>Ken</i>	03-17-03'
120-315	= ±1	DRAWN	DATE
315-1000	= ±1.6	<i>Ken</i>	03-17-03'
1000-2000	= ±2.4		
SCALE: 2.5/1	ISSUE: A	FILE NO. F:\DWG\N\1111G1\196AU-50\NT3G	

Amphenol	
Danbury, CT, USA - Tainan, Taiwan - Shenzhen, China	
TITLE	N CRIMP PLUG (FOR RG-178B/U, 196A/U)
DRAWING NO.	N1111G1-NT3G-196AU-50
ITEM NO.	031111AAG16NA5F

7 RD-DR/17523 8