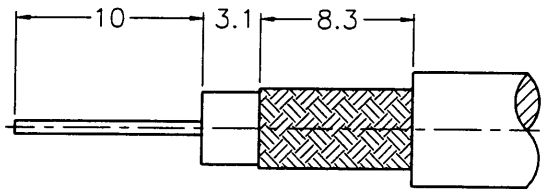
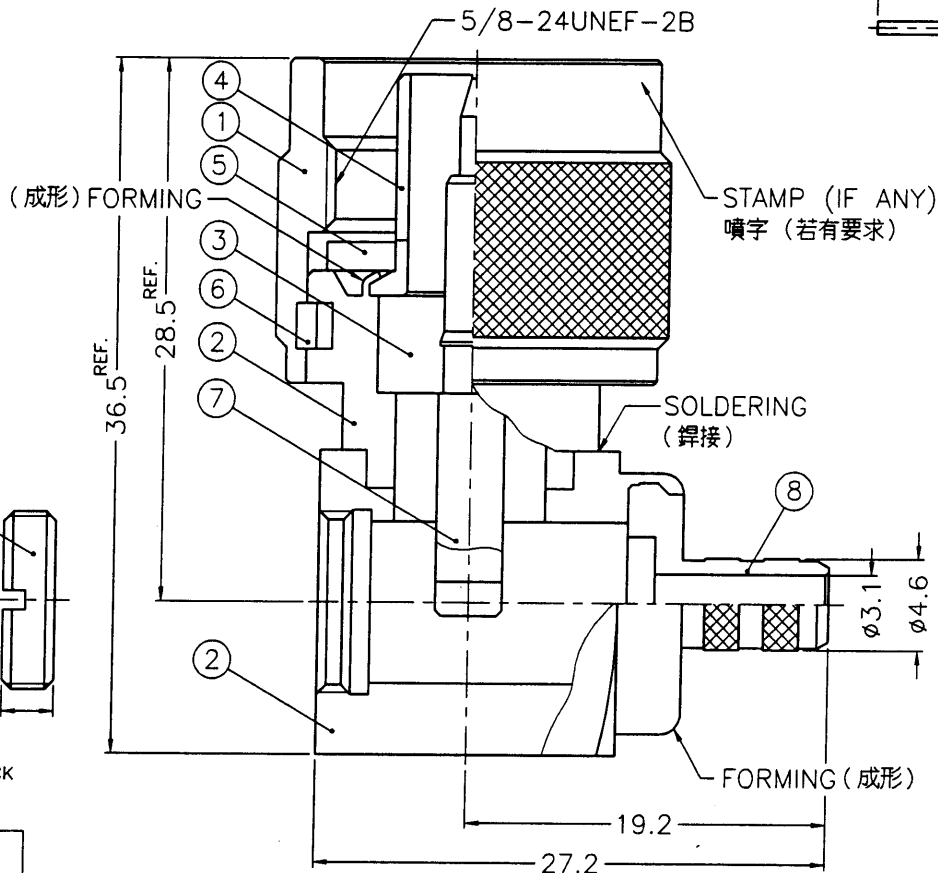
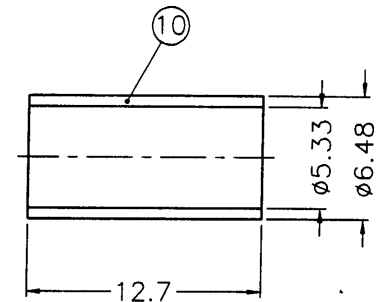


業務部

出圖  
2001. 4. 03  
設計部



RECOMMENDED  
CABLE STRIPPING DIM'S  
(建議剝線尺寸)



1. CRIMPED FERRULE  
HEX CRIMP SIZE .213"  
2. CONTACT PIN TO SOLDER

NOTES: FINISH (PLATING THICKNESS IN MICRO-INCHES)  
1. BRASS PER QQ-B-626  
2. NICKEL PL. 100 MIN. THICK OVER COPPER STRIKE  
3. GOLD PL. 3 MIN. THICK OVER NICKEL PL. 100 MIN. THICK OVER COPPER STRIKE  
4. TEFLON MIL-P-19468

10	FERRULE	COPPER	NOTE 2	1	FR-648/533X 127C
9	NUT	NOTE 1	NOTE 2	1	B5291-14-28
8	BARREL	NOTE 1	NOTE 2	1	N5000-3-46/31
7	CONTACT PIN	NOTE 1	NOTE 3	1	N1112A1-7S-B
6	RETAINER RING	SUS 304	NATURAL	1	N5000-7-C
5	GASKET	SILICONE	RED	1	GS-156/8X15
4	CONTACT BODY	NOTE 1	NOTE 2	1	N5000-5
3	INSULATOR	NOTE 4	NATURAL	1	N7995-2T-50
2	HOUSING WITH BODY	NOTE 1	NOTE 2	1	N1112A1-2S
1	SHELL	NOTE 1	NOTE 2	1	N5000-1-B
NO.	DESCRIPTION	MATERIAL	FINISH	Q'TY	DRAWING NO.

DIMENSIONS ARE IN MILLIMETERS

UNLESS OTHERWISE SPECIFIED  
TOLERANCES

0.5-6 = ±0.2  
6-30 = ±0.4  
30-120 = ±0.6  
120-315 = ±1  
315-1000 = ±1.6  
1000-2000 = ±2.4

PART NO.

APPROVED

*Mark C*

DATE

03-27-01'

CHECKED

*Shaly W*

DATE

03-27-01'

DRAWN

*James*

DATE

03-27-01'

**Amphenol - Kai Jack**

TAINAN TAIWAN

TITLE

N R/A CRIMP PLUG  
(FOR RG-58/U, 58C/U)

DRAWING NO.

KJ-N1112A1-NT3G-58U-50

FILE NO.

F:\DWG\N\1112A1\58U-50\NT3G

RD-80R1193°