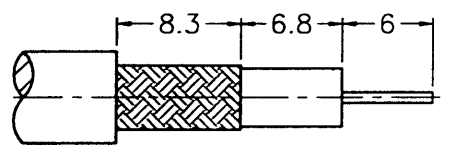


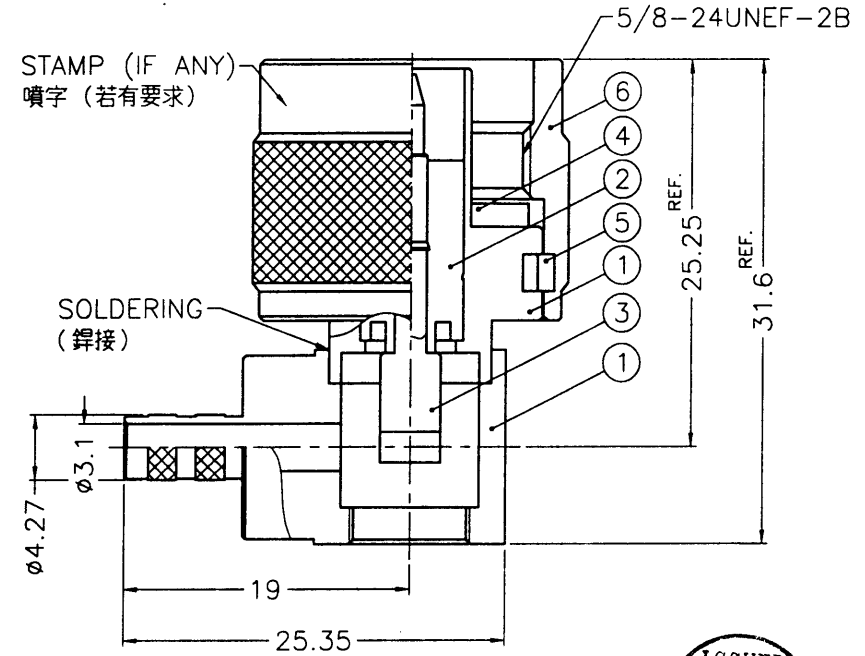
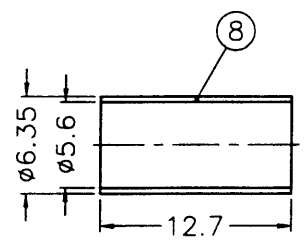
1 2 3 4 5 6 7 8

| REVISIONS | | |
|-----------|------|------------------------------|
| ISS | ZONE | DESCRIPTION\PER REQUEST\DATE |
| | | |

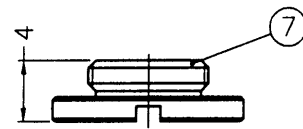
SALES



RECOMMENDED
CABLE STRIPPING DIM'S
(建議剝線尺寸)



ISSUED
2002.12.05
R&D



- 1. CRIMPED FERRULE
HEX. CRIMP SIZE .213"
- 2. CONTACT PIN TO SOLDER

NOTES: FINISH (PLATING THICKNESS IN MICRO-INCHES)
 1. BRASS PER QQ-B-626
 2. ALBALOY PLATING (COPPER-TIN-ZINC) PL. 80 MIN. THICK
 3. GOLD PL. 30 MIN. THICK OVER COPPER PL. 100 MIN. THICK
 4. TEFLON MIL-P-19468
 5. JIS H 3250, C 2600

| NO. | DESCRIPTION | MATERIAL | FINISH | Q'TY | DRAWING NO. |
|-----|------------------|----------|---------|------|---------------|
| 8 | FERRULE | NOTE 5 | NOTE 2 | 1 | FR-635/56X127 |
| 7 | CLAMP NUT | NOTE 1 | NOTE 2 | 1 | CN00AAG01A |
| 6 | SHELL | NOTE 1 | NOTE 2 | 1 | N5000-1-B |
| 5 | RETAINER RING | SUS 304 | NATURAL | 1 | N5000-7-C |
| 4 | GASKET | SILICONE | RED | 1 | GS-156/BX15 |
| 3 | CONTACT PIN | NOTE 1 | NOTE 3 | 1 | CP03AGW02A |
| 2 | INSULATOR | NOTE 4 | NATURAL | 1 | NS03AAB01A |
| 1 | BODY WITH BARREL | NOTE 1 | NOTE 2 | 1 | MB03ABS02A |

DIMENSIONS ARE IN MILLIMETERS
 UNLESS OTHERWISE SPECIFIED TOLERANCES
 0.5-6 = ±0.2
 6-30 = ±0.4
 30-120 = ±0.6
 120-315 = ±1
 315-1000 = ±1.6
 1000-2000 = ±2.4

| | |
|----------|--------------------------------|
| PART NO. | |
| APPROVED | <i>Galckey</i> DATE 12-03-02' |
| CHECKED | <i>Ken</i> DATE 12-03-02' |
| DRAWN | <i>Ken</i> DATE 12-03-02' |
| FILE NO. | F:\DWG\N\1112A4\223U-50\AT30GA |

| | |
|---|--|
| Amphenol | |
| Danbury,CT,USA-Tainan,Taiwan-Shenzhen,China | |
| TITLE | N R/A CRIMP PLUG (FOR RG-55/U,142A/U,223/U,400/U) |
| DRAWING NO. | N1112A4-AT30GA-223U-50 |
| ITEM NO. | 031112AAN26AG5F |

F
E
D
C
B
A

F
E
D
C
B
A