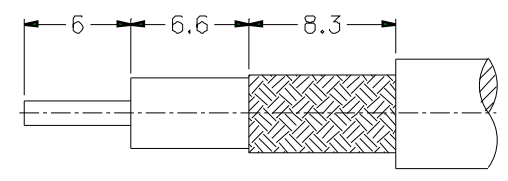
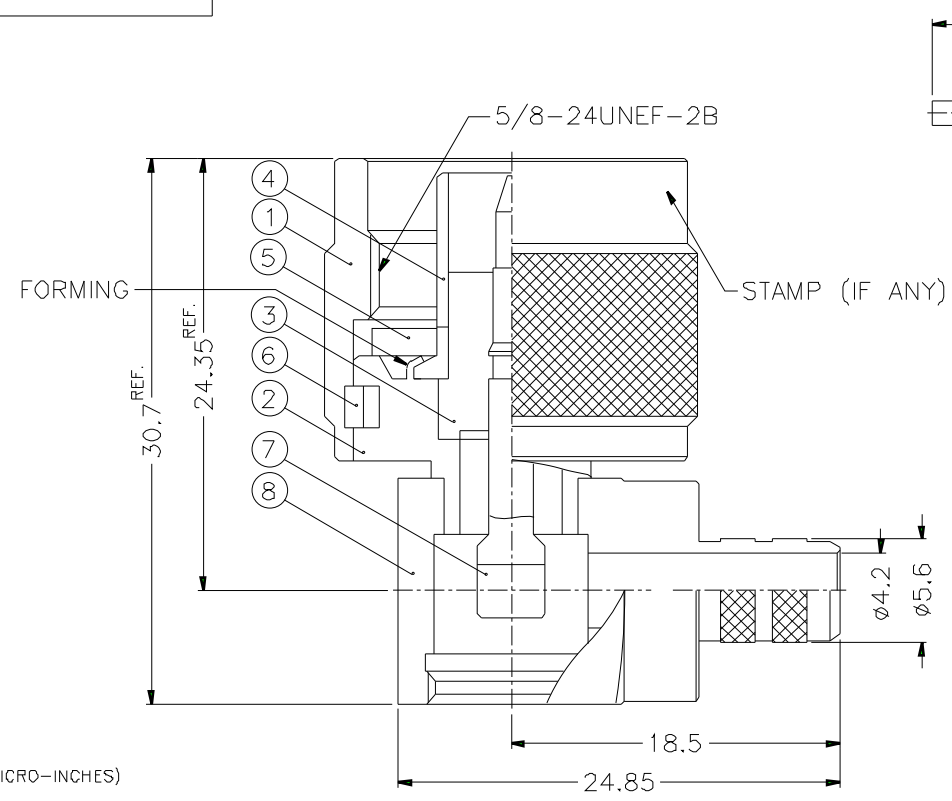
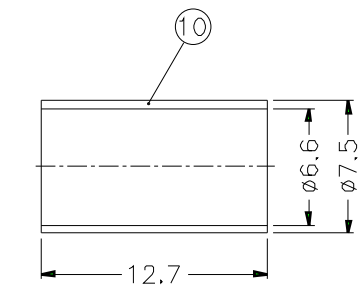


1 2 3 4 5 6 7 8

REVISIONS		
ISS	ZONE	DESCRIPTION\PER REQUEST\DATE



RECOMMENDED  
CABLE STRIPPING DIM'S



- NOTES: FINISH (PLATING THICKNESS IN MICRO-INCHES)  
 1. BRASS PER QQ-B-626  
 2. NICKEL PL, 100 MIN. THICK OVER COPPER STRIKE  
 3. GOLD PL, 3 MIN. THICK OVER NICKEL PL, 100 MIN. THICK OVER COPPER STRIKE  
 4. TEFLON MIL-P-1946B  
 5. JIS H 3250, C 2700

1. CRIMPED FERRULE  
 HEX CRIMP SIZE .255"  
 2. CONTACT PIN TO SOLDER

10	FERRULE	NOTE 5	NOTE 2	1	FR-75/66X127
9	NUT	NOTE 1	NOTE 2	1	B5291-14-28
8	BARREL	NOTE 1	NOTE 2	1	N1112B2-8-56/42
7	CONTACT PIN	NOTE 1	NOTE 3	1	N1112B2-7
6	RETAINER RING	SUS 304	NATURAL	1	N5000-7-C
5	GASKET	SILICONE	RED	1	GS-156/8X15
4	CONTACT BODY	NOTE 1	NOTE 2	1	N5000-5
3	INSULATOR	NOTE 4	NATURAL	1	N1112A2-3
2	BODY	NOTE 1	NOTE 2	1	N1112B1-2
1	SHELL	NOTE 1	NOTE 2	1	N5000-1-B
NO.	DESCRIPTION	MATERIAL	FINISH	Q'TY	DRAWING NO.

DIMENSIONS ARE IN MILLIMETERS  
 UNLESS OTHERWISE SPECIFIED TOLERANCES  
 0.5-6 = ±0.2  
 6-30 = ±0.4  
 30-120 = ±0.6  
 120-315 = ±1  
 315-1000 = ±1.6  
 1000-2000 = ±2.4

PART NO.	N1112B2-NT3G-7B-50	
APPROVED	DATE	10-11-01'
CHECKED	DATE	10-11-01'
DRAWN	DATE	10-11-01'
FILE NO.		

<b>Amphenol</b>	
TITLE	N R/A CRIMP PLUG
DRAWING NO.	KJ-N1112B2-NT3G-8X-50
ITEM NO.	

1 2 3 4 5 6 7 8