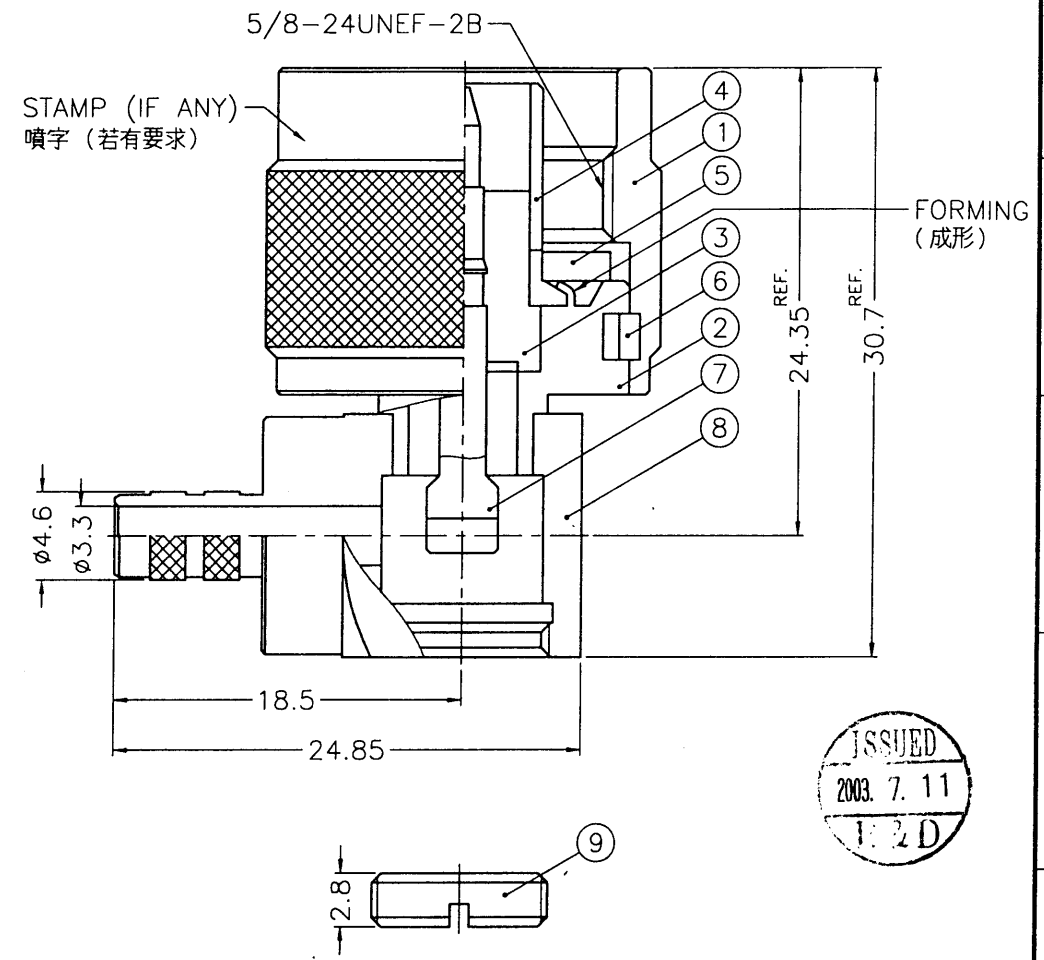
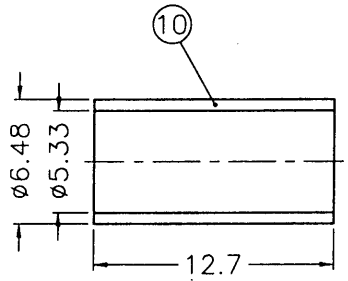
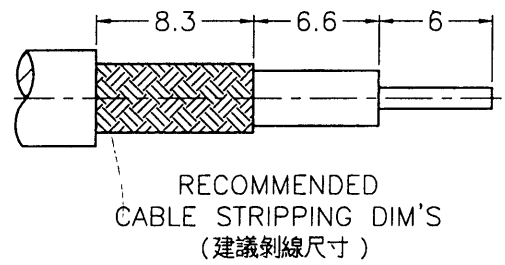


REVISIONS		
ISS	ZONE	DESCRIPTION\PER REQUEST\DATE

SALES

F
E
D
C
B
A



ISSUED
2003. 7. 11
E. 2 D

- NOTES: FINISH (PLATING THICKNESS IN MICRO-INCHES)
1. BRASS PER QQ-B-626
 2. NICKEL PL. 100 MIN. THICK OVER COPPER STRIKE
 3. GOLD PL. 3 MIN. THICK OVER NICKEL PL. 100 MIN. THICK OVER COPPER STRIKE
 4. TEFLON MIL-P-19468

1. CRIMPED FERRULE HEX. CRIMP SIZE .213"
2. CONTACT PIN TO SOLDER

NO.	DESCRIPTION	MATERIAL	FINISH	Q'TY	DRAWING NO.
10	FERRULE	COPPER	NOTE 2	1	FR-648/533X127C
9	NUT	NOTE 1	NOTE 2	1	B5291-14-28
8	BARREL	NOTE 1	NOTE 2	1	BR00ACD04A
7	CONTACT PIN	NOTE 1	NOTE 3	1	N1112B2-7
6	RETAINER RING	SUS 304	NATURAL	1	N5000-7-C
5	GASKET	SILICONE	RED	1	GS-156/8X15
4	CONTACT BODY	NOTE 1	NOTE 2	1	N5000-5
3	INSULATOR	NOTE 4	NATURAL	1	N1112A2-3
2	BODY	NOTE 1	NOTE 2	1	N1112B1-2
1	SHELL	NOTE 1	NOTE 2	1	N5000-1-B

DIMENSIONS ARE IN MILLIMETERS				PART NO.	
UNLESS OTHERWISE SPECIFIED TOLERANCES				APPROVED	DATE
0.5-6	= ±0.2			<i>Ken</i>	07-10-03'
6-30	= ±0.4			CHECKED	DATE
30-120	= ±0.6			<i>Ken</i>	07-10-03'
120-315	= ±1			DRAWN	DATE
315-1000	= ±1.6			<i>Ken</i>	07-10-03'
1000-2000	= ±2.4			FILE NO.	F:\DWG\N\1112B2\L200-50\NT3G-A1

Amphenol	
Danbury,CT,USA-Tainan,Taiwan-Shenzhen,China	
TITLE	N R/A CRIMP PLUG
DRAWING NO.	N1112B2-NT3G-LMR200-50
ITEM NO.	031112AAK20NA5F

7 PD-DR 188028