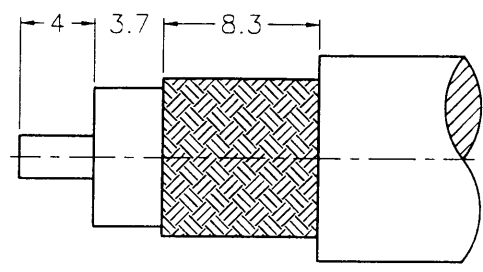


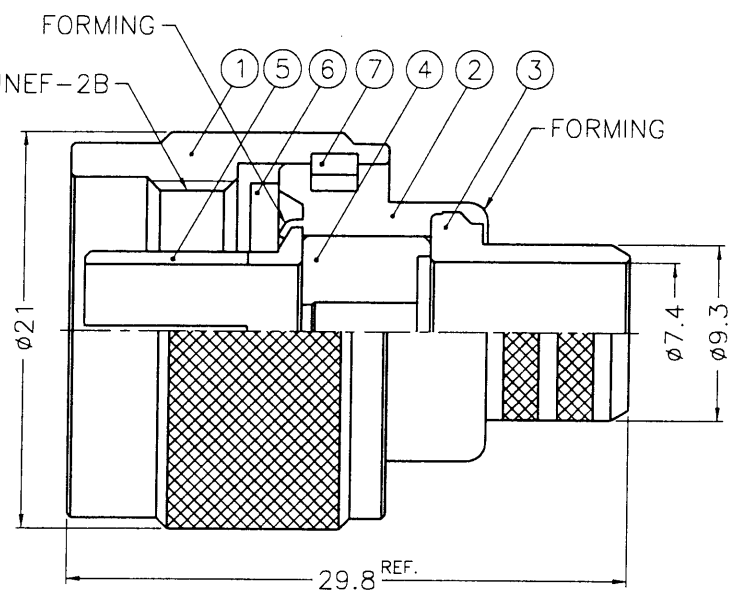
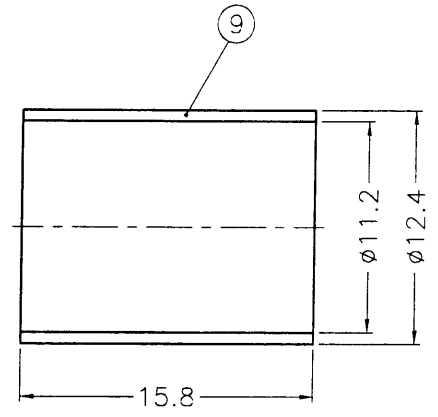
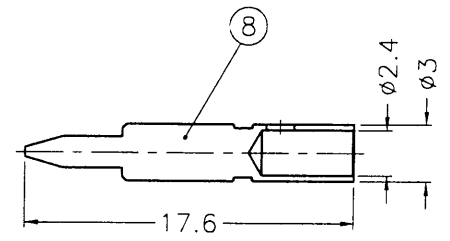
1 2 3 4 5 6 7 8

| REVISIONS |      |                           |
|-----------|------|---------------------------|
| ISS       | ZONE | DESCRIPTION\APPROVED\DATE |
|           |      |                           |

業務部



RECOMMENDED CABLE STRIPPING DIM'S



NOTES: FINISH (PLATING THICKNESS IN MICRO-INCHES)  
 1. BRASS PER QQ-B-626  
 2. NICKEL PL. 100 MIN. THICK OVER COPPER STRIKE  
 3. GOLD PL. 3 MIN. THICK OVER NICKEL PL. 100 MIN. THICK OVER COPPER STRIKE  
 4. TEFLON MIL-P-19468  
 5. JIS H 3250, C 2700

出圖  
87.8.21  
R&D

| NO. | DESCRIPTION   | MATERIAL | FINISH  | Q'TY | DRAWING NO.    |
|-----|---------------|----------|---------|------|----------------|
| 9   | FERRULE       | NOTE 5   | NOTE 2  | 1    | FR-124/112X158 |
| 8   | CONTACT PIN   | NOTE 1   | NOTE 3  | 1    | N5000-8-3/24-C |
| 7   | RETAINER RING | SUS 304  | NATURAL | 1    | N5000-7-C      |
| 6   | GASKET        | SILICONE | RED     | 1    | GS-156/8X15    |
| 5   | CONTACT BODY  | NOTE 1   | NOTE 2  | 1    | N5000-5        |
| 4   | INSULATOR     | NOTE 4   | NATURAL | 1    | N5000-4T-50-A  |
| 3   | BARREL        | NOTE 1   | NOTE 2  | 1    | N5000-3-93/74  |
| 2   | BODY          | NOTE 1   | NOTE 2  | 1    | N5000-2        |
| 1   | SHELL         | NOTE 1   | NOTE 2  | 1    | N5000-1-B      |

DIMENSIONS ARE IN MILLIMETERS  
 UNLESS OTHERWISE SPECIFIED TOLERANCES  
 0.5-6 = ±0.2  
 6-30 = ±0.4  
 30-120 = ±0.6  
 120-315 = ±1  
 315-1000 = ±1.6  
 1000-2000 = ±2.4

PART NO.  
 APPROVED *Tommy E* DATE 08-20-98'  
 CHECKED *Case W* DATE 08-20-98'  
 DRAWN *Betty S* DATE 08-20-98'

**KAI JACK INDUSTRIAL CO., LTD.**  
 TAINAN TAIWAN R.O.C.

TITLE  
N CRIMP PLUG  
 DRAWING NO.  
KJ-N1121A1-NT3G-214U-50  
 FILE NO. F:\DWG\N\1121A1\214U-50\NT3G

F  
E  
D  
C  
B  
A

F  
E  
D  
C  
B  
A

1 2 3 4 5 6 7 8 8N-RB84