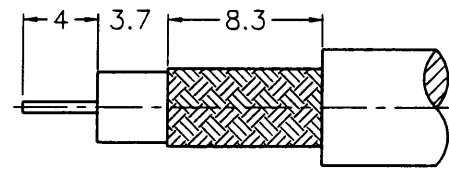


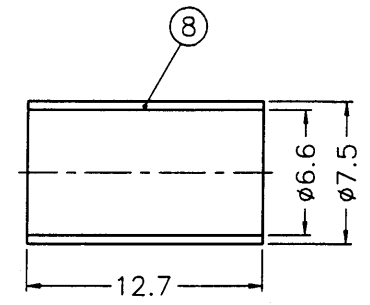
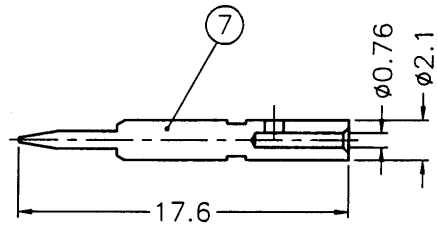
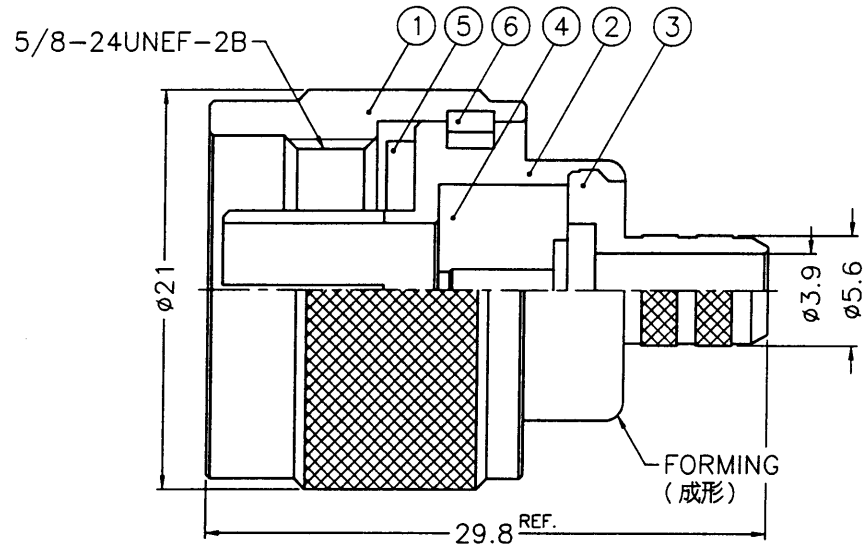
1 2 3 4 5 6 7 8

REVISIONS		
ISS	ZONE	DESCRIPTION\PER REQUEST\DATE

業務部



RECOMMENDED  
CABLE STRIPPING DIM'S  
(建議剝線尺寸)



- NOTES: FINISH (PLATING THICKNESS IN MICRO-INCHES)
- BRASS PER QQ-B-626
  - NICKEL PL. 100 MIN. THICK OVER COPPER STRIKE
  - GOLD PL. 3 MIN. THICK OVER NICKEL PL. 100 MIN. THICK OVER COPPER STRIKE
  - TEFLON MIL-P-19468
  - JIS H 3250, C 2700

- CRIMPED FERRULE  
HEX CRIMP SIZE .255"
- CRIMPED CONTACT PIN  
HEX CRIMP SIZE .068"

出圖  
89.6.27  
設計部

NO.	DESCRIPTION	MATERIAL	FINISH	Q'TY	DRAWING NO.
8	FERRULE	NOTE 5	NOTE 2	1	FR-75/66X127
7	CONTACT PIN	NOTE 1	NOTE 3	1	N5000-8-75-21/076
6	RETAINER RING	SUS 304	NATURAL	1	N5000-7-C
5	GASKET	SILICONE	RED	1	GS-156/8X15
4	INSULATOR	NOTE 4	NATURAL	1	N1121A1-4T-75
3	BARREL	NOTE 1	NOTE 2	1	N5000-3-56/39
2	BODY	NOTE 1	NOTE 2	1	N1121A2-2
1	SHELL	NOTE 1	NOTE 2	1	N5000-1-B

DIMENSIONS ARE IN MILLIMETERS  
UNLESS OTHERWISE SPECIFIED TOLERANCES

0.5-6	= ±0.2
6-30	= ±0.4
30-120	= ±0.6
120-315	= ±1
315-1000	= ±1.6
1000-2000	= ±2.4

PART NO.	
APPROVED	<i>Andy.C</i> DATE 06-22-00'
CHECKED	<i>Andy.C</i> DATE 06-22-00'
DRAWN	<i>Irene L</i> DATE 06-22-00'

<b>Amphenol - Kai Jack</b> TAINAN TAIWAN	
TITLE	N CRIMP PLUG
DRAWING NO.	KJ-N1121A1-NT3G-59U-75
FILE NO.	F:\DWG\N\1121A1\59U-75\NT3G

A

A

1 2 3 4 5 6 7 8 8RD-OR1958