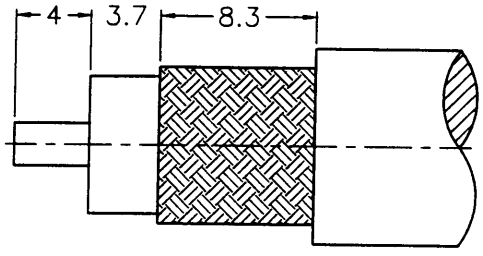


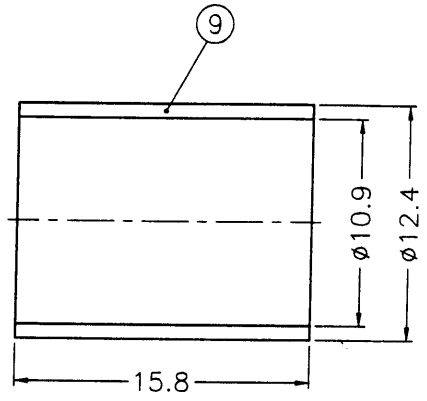
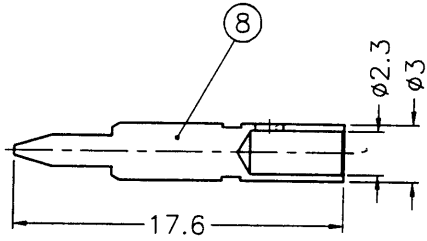
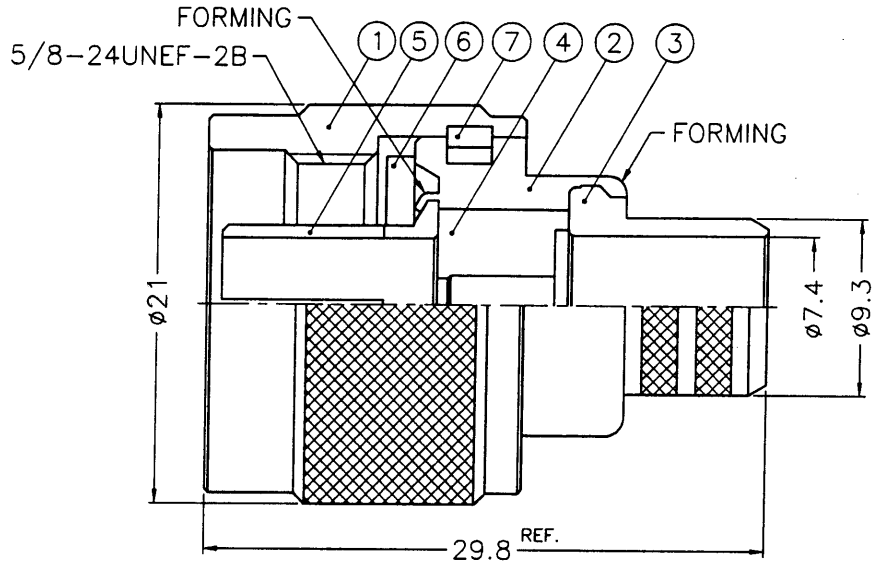
1 2 3 4 5 6 7 8

REVISIONS		
ISS	ZONE	DESCRIPTION\APPROVED\DATE
A1	B-7	ADDED TOOLS SHOW\N/A\12-05-00'

業務部



RECOMMENDED
CABLE STRIPPING DIM'S



- 1. CRIMPED FERRULE
HEX CRIMP SIZE .429"
- 2. CRIMPED CONTACT PIN
HEX CRIMP SIZE .100"

NOTES: FINISH (PLATING THICKNESS IN MICRO-INCHES)

1. BRASS PER QQ-B-626
2. NICKEL PL. 100 MIN. THICK OVER COPPER STRIKE
3. GOLD PL. 3 MIN. THICK OVER NICKEL PL. 100 MIN. THICK OVER COPPER STRIKE
4. TEFLON MIL-P-19468
5. JIS H 3250, C 2700

2000. 12. 06
設部

NO.	DESCRIPTION	MATERIAL	FINISH	Q'TY	DRAWING NO.
9	FERRULE		NOTE 5	1	FR-124/109X158
8	CONTACT PIN		NOTE 1	1	N5000-8-3/23-B
7	RETAINER RING	SUS 304	NATURAL	1	N5000-7-C
6	GASKET	SILICONE	RED	1	GS-156/8X15
5	CONTACT BODY		NOTE 1	1	N5000-5
4	INSULATOR		NOTE 4	1	N5000-4T-50-A
3	BARREL		NOTE 1	1	N5000-3-93/74
2	BODY		NOTE 1	1	N5000-2
1	SHELL		NOTE 1	1	N5000-1-B

DIMENSIONS ARE IN MILLIMETERS
UNLESS OTHERWISE SPECIFIED TOLERANCES

0.5-6 = ±0.2
6-30 = ±0.4
30-120 = ±0.6
120-315 = ±1
315-1000 = ±1.6
1000-2000 = ±2.4

PART NO.	
APPROVED	<i>Dark C</i> DATE 12-05-00'
CHECKED	<i>Gene W</i> DATE 12-05-00'
DRAWN	<i>Angela Wu</i> DATE 12-05-00'

Amphenol - Kai Jack TAINAN TAIWAN	
TITLE N CRIMP PLUG (FOR BELDEN 8237, 9251)	
DRAWING NO. KJ-N1121A1-NT3G-8U-50	
FILE NO. F:\DWG\N\1121A1\8U-50\NT3G	

F
E
D
C
B
A

F
E
D
C
B
A

1 2 3 4 5 6 7 8

RB8PR11127