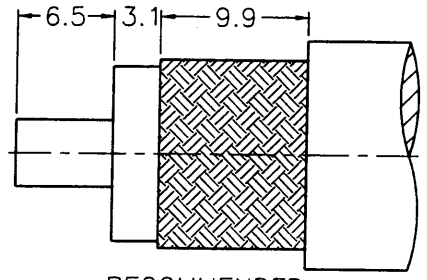
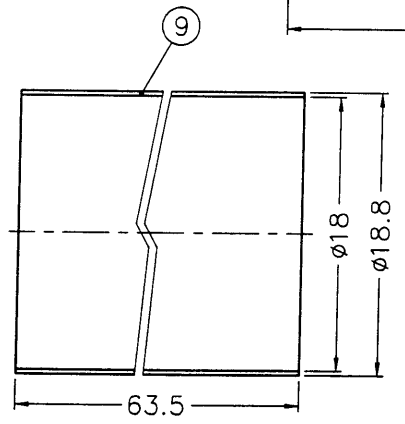
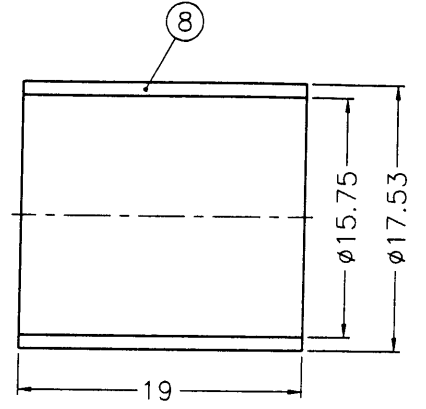
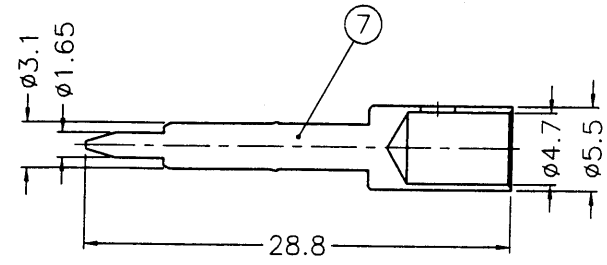
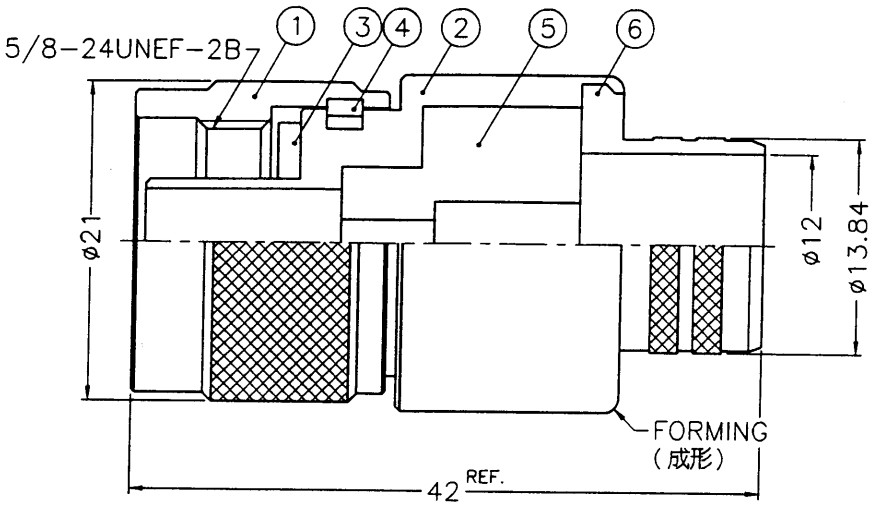


REVISIONS		
ISS	ZONE	DESCRIPTION\PER REQUEST\DATE

業務部



RECOMMENDED
CABLE STRIPPING DIM'S
(建議剝線尺寸)



1. CRIMPED FERRULE
HEX CRIMP SIZE .6"
2. CRIMPED CONTACT PIN
HEX CRIMP SIZE .187"

NOTES: FINISH (PLATING THICKNESS IN MICRO-INCHES)
 1. BRASS PER QQ-B-626
 2. NICKEL PL. 100 MIN. THICK OVER COPPER STRIKE
 3. GOLD PL. 3 MIN. THICK OVER NICKEL PL. 100 MIN. THICK OVER COPPER STRIKE
 4. TEFLON MIL-P-19468
 5. JIS H 3250, C 2700

出圖
2000.12.27
設計部

NO.	DESCRIPTION	MATERIAL	FINISH	Q'TY	DRAWING NO.
9	HEAT SHRINK TUBING			1	HT-188/18X635
8	FERRULE	NOTE 5	NOTE 2	1	FR-1753/1575X 19
7	CONTACT PIN	NOTE 1	NOTE 3	1	RFN-1006-2L2-7
6	BARREL	NOTE 1	NOTE 2	1	172206-6-B
5	INSULATOR	NOTE 4	NATURAL	1	RFN-1028-2L2-2
4	RETAINER RING	SUS 304	NATURAL	1	N5000-7-C
3	GASKET	SILICONE	RED	1	GS-156/8X15
2	BODY	NOTE 1	NOTE 2	1	172206-2
1	SHELL	NOTE 1	NOTE 2	1	N5000-1-B

DIMENSIONS ARE IN MILLIMETERS			
UNLESS OTHERWISE SPECIFIED TOLERANCES			
0.5-6	=	±0.2	
6-30	=	±0.4	
30-120	=	±0.6	
120-315	=	±1	
315-1000	=	±1.6	
1000-2000	=	±2.4	

PART NO.	
APPROVED	DATE 12-22-00'
CHECKED	DATE 12-22-00'
DRAWN	DATE 12-22-00'

Amphenol - Kai Jack	
TAINAN TAIWAN	
TITLE N CRIMP PLUG	
DRAWING NO. KJ-N1121A4-003-NT3G-LMR600-50	
FILE NO. F:\DWG\N\1121A4\003\LMR600-50\NT3G	