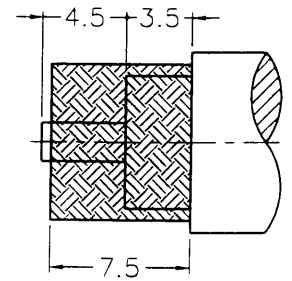


1 2 3 4 5 6 7 8

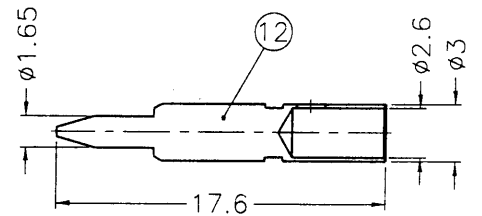
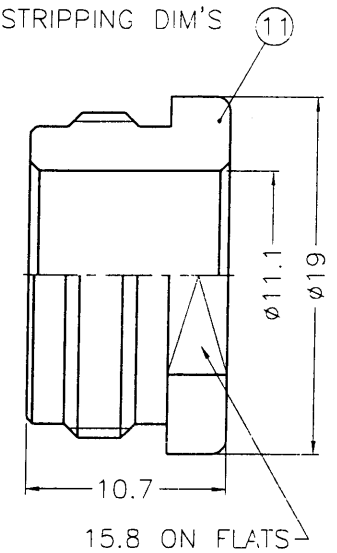
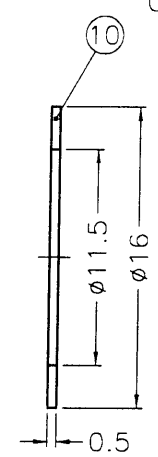
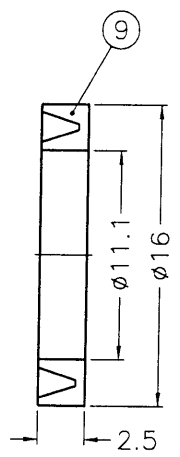
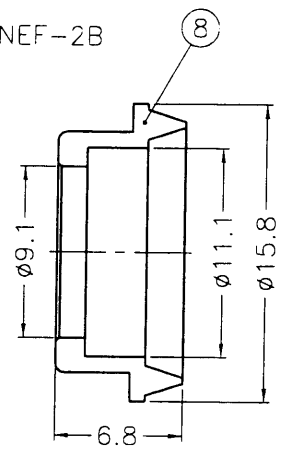
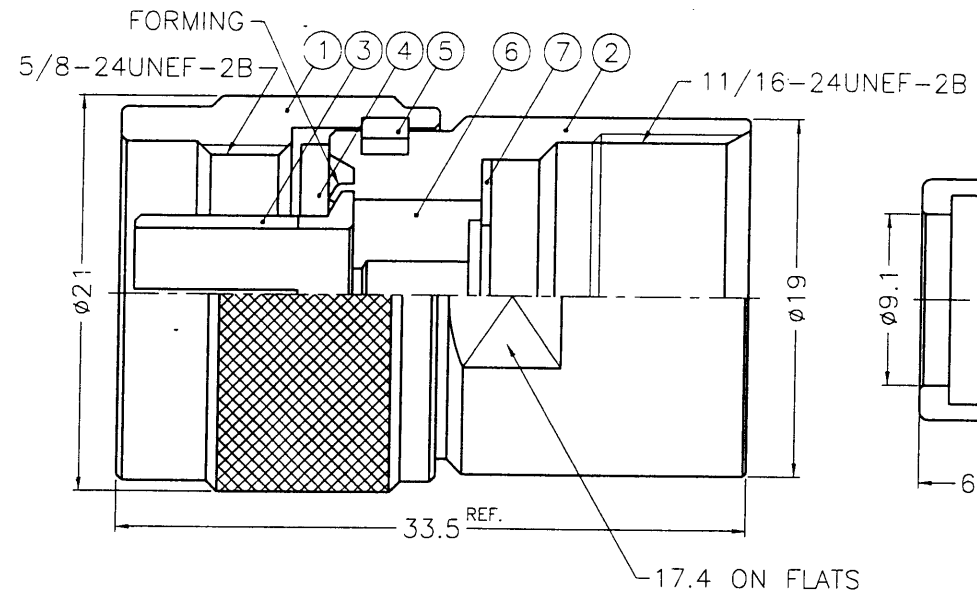
REVISIONS		
ISS	ZONE	DESCRIPTION \ APPROVED \ DATE

業務部



RECOMMENDED CABLE STRIPPING DIM'S

F
E
D
C
B
A



NOTES: FINISH (PLATING THICKNESS IN MICRO-INCHES)
 1. BRASS PER QQ-B-626
 2. BRASS PER QQ-B-613
 3. NICKEL PL. 100 MIN. THICK OVER COPPER STRIKE
 4. GOLD PL. 3 MIN. THICK OVER NICKEL PL. 100 MIN. THICK OVER COPPER STRIKE
 5. TEFLON MIL-P-19468

出圖
87.7.15
R&D

12	CONTACT PIN	NOTE 1	NOTE 4	1	N5000-8-3/26-C
11	NUT	NOTE 1	NOTE 3	1	B5201-12-19/111
10	WASHER	NOTE 2	NOTE 3	1	WS-16/115X05
9	GASKET	SILICONE	RED	1	B5201-10
8	BRAID CLAMP	NOTE 1	NOTE 3	1	B5201-9-111/91
7	WASHER	NOTE 2	NOTE 3	1	WS-145/75X05
6	INSULATOR	NOTE 5	NATURAL	1	N5000-4T-50-A
5	RETAINER RING	SUS 304	NATURAL	1	N5000-7-C
4	GASKET	SILICONE	RED	1	GS-156/8X15
3	CONTACT BODY	NOTE 1	NOTE 3	1	N5000-5
2	BODY	NOTE 1	NOTE 3	1	N5201-2
1	SHELL	NOTE 1	NOTE 3	1	N5000-1-B
NO.	DESCRIPTION	MATERIAL	FINISH	Q'TY	DRAWING NO.

DIMENSIONS ARE IN MILLIMETERS
 UNLESS OTHERWISE SPECIFIED TOLERANCES
 0.5-6 = ±0.2
 6-30 = ±0.4
 30-120 = ±0.6
 120-315 = ±1
 315-1000 = ±1.6
 1000-2000 = ±2.4

PART NO.	
APPROVED	DATE 07-14-98'
CHECKED	DATE 07-14-98'
DRAWN	DATE 07-14-98'

KAI JACK INDUSTRIAL CO., LTD.
 TAINAN TAIWAN R.O.C.

TITLE	N CLAMP PLUG (FOR RG-8/U, 213/U, 214/U)
DRAWING NO.	KJ-N1141A2-NT3G-214U-50
FILE NO.	F:\DWG\N\1141A2\214U-50\NT3G

A

1 2 3 4 5 6 7 8 8N-R1749