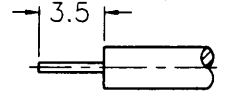


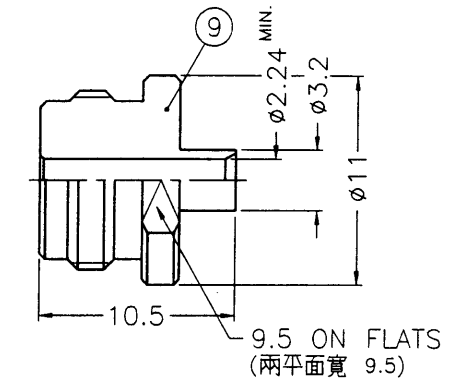
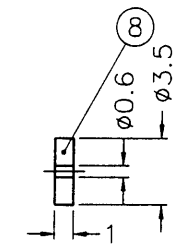
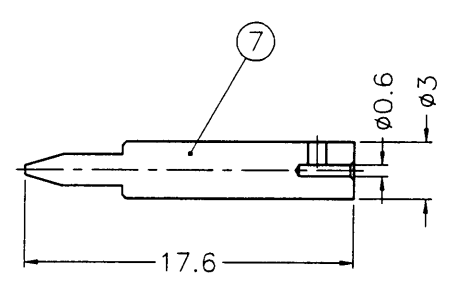
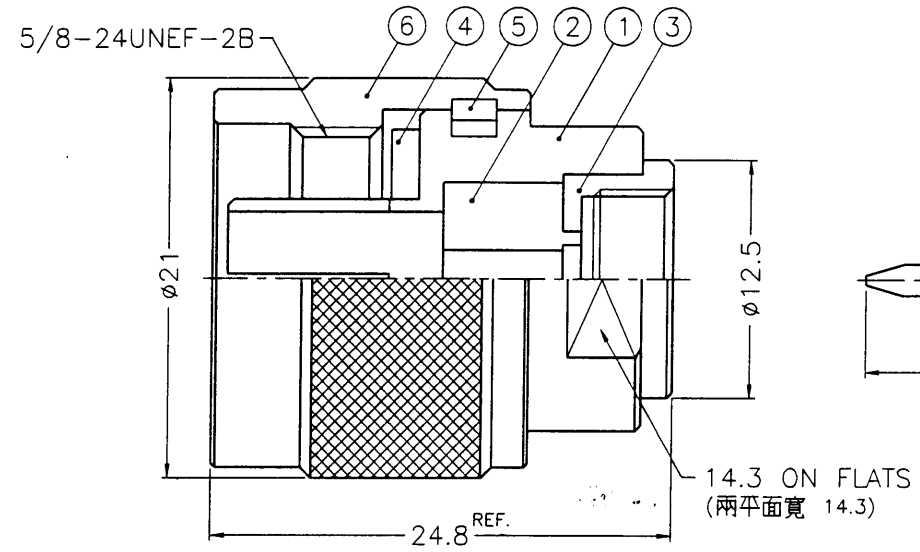
1 2 3 4 5 6 7 8

REVISIONS		
ISS	ZONE	DESCRIPTION\PER REQUEST\DATE
B	A-1	NO.2 WAS CHANGED\RD-DM87091101W\09-11-98'
B1	B-6	LOGO WAS CHANGED\N/A\09-15-00'
C	A-1	NO.1 AND NO.2 WERE CHANGED\RD-DM89092601Y\09-26-00'



RECOMMENDED
CABLE STRIPPING DIM'S
(建議剝線尺寸)

業務部



NOTES: FINISH (PLATING THICKNESS IN MICRO-INCHES)
 1. BRASS PER QQ-B-626
 2. NICKEL PL. 100 MIN. THICK OVER COPPER STRIKE
 3. GOLD PL. 3 MIN. THICK OVER NICKEL PL. 100 MIN. THICK OVER COPPER STRIKE
 4. TEFLON MIL-P-19468

2000.9.28
設計部

1. CRIMPED CONTACT PIN
HEX CRIMP SIZE .100"

9	SOLDER NUT	NOTE 1	NOTE 3	1	N6481A2-6-32/224
8	INSULATOR	NOTE 4	NATURAL	1	N6481A2-5T-35/06
7	CONTACT PIN	NOTE 1	NOTE 3	1	N1181B1-7-3/06
6	SHELL	NOTE 1	NOTE 2	1	N5000-1-B
5	RETAINER RING	SUS 304	NATURAL	1	N5000-7-C
4	GASKET	SILICONE	RED	1	GS-156/BX15
3	INNER BODY	NOTE 1	NOTE 2	1	N6481A2-3
2	INSULATOR	NOTE 4	NATURAL	1	N6481A2-2T-50-C
1	OUTER BODY	NOTE 1	NOTE 2	1	N1181B1-1-B
NO.	DESCRIPTION	MATERIAL	FINISH	Q'TY	DRAWING NO.

DIMENSIONS ARE IN MILLIMETERS
 UNLESS OTHERWISE SPECIFIED TOLERANCES
 0.5-6 = ±0.2
 6-30 = ±0.4
 30-120 = ±0.6
 120-315 = ±1
 315-1000 = ±1.6
 1000-2000 = ±2.4

PART NO.	
APPROVED	DATE 09-26-00'
CHECKED	DATE 09-26-00'
DRAWN	DATE 09-26-00'

Amphenol - Kai Jack	
TAINAN TAIWAN	
TITLE	N DIRECT SOLDER PLUG (FOR .085", .086")
DRAWING NO.	KJ-N1181B1-3G/NT3G-.085-50
FILE NO.	F:\DWG\N\1181B1\085-50\3GNT3G

F

E

D

C

B

A

1 2 3 4 5 6 7 8

RD-DR 1058