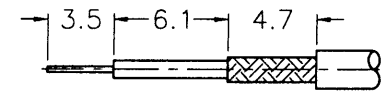
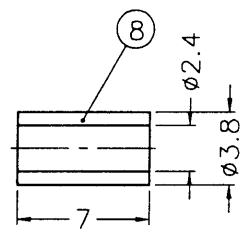
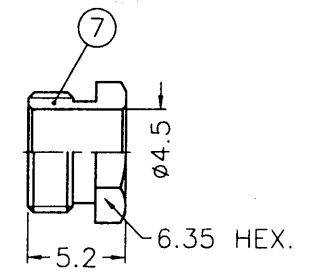
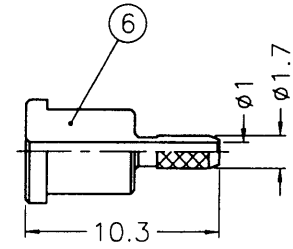
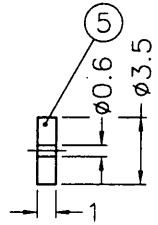
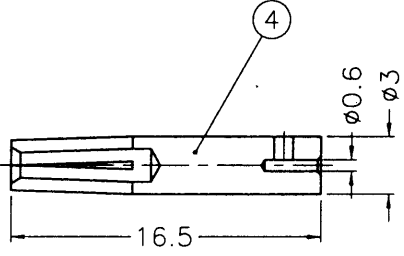
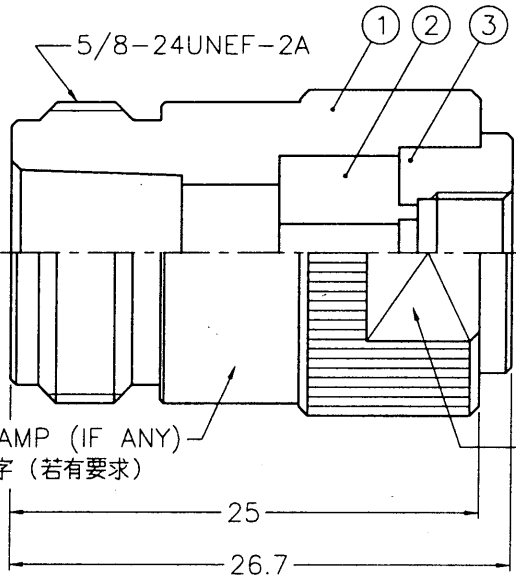


REVISIONS		
ISS	ZONE	DESCRIPTION\PER REQUEST\DATE



RECOMMENDED CABLE STRIPPING DIM'S (建議剝線尺寸)

- NOTES: FINISH (PLATING THICKNESS IN MICRO-INCHES)
- BRASS PER QQ-B-626
 - NICKEL PL. 100 MIN. THICK OVER COPPER STRIKE
 - PHOSPHOR BRONZE PER QQ-B-750
 - GOLD PL. 3 MIN. THICK OVER NICKEL PL. 100 MIN. THICK OVER COPPER STRIKE
 - TEFLON MIL-P-19468

- CRIMPED FERRULE HEX. CRIMP SIZE .128"
- CONTACT PIN TO SOLDER

8	FERRULE	COPPER	NOTE 2	1	FR-38/24X7C
7	HEX NUT	NOTE 1	NOTE 2	1	SMA5003-9-635/45
6	BARREL	NOTE 1	NOTE 2	1	SMA5003-8-17/1
5	INSULATOR	NOTE 5	NATURAL	1	N6481A2-5T-35/06
4	CONTACT PIN	NOTE 3	NOTE 4	1	N6481A2-4-3/06
3	INNER BODY	NOTE 1	NOTE 2	1	BD00AAQ---
2	INSULATOR	NOTE 5	NATURAL	1	N6481A2-2T-50-C
1	OUTER BODY	NOTE 1	NOTE 2	1	N6121G1-1-B
NO.	DESCRIPTION	MATERIAL	FINISH	Q'TY	DRAWING NO.

DIMENSIONS ARE IN MILLIMETERS				PART NO.	
UNLESS OTHERWISE SPECIFIED TOLERANCES 0.5-6 = ±0.2 6-30 = ±0.4 30-120 = ±0.6 120-315 = ±1 315-1000 = ±1.6 1000-2000 = ±2.4				APPROVED	DATE
				CHECKED	DATE
				DRAWN	DATE
				SCALE	ISSUE
2.5/1	1	FILE NO.	F:\DWG\N\6111G1\196AU-50\NT3G		

Amphenol	
Danbury,CT,USA-Tainan,Taiwan-Shenzhen,China	
TITLE	N CRIMP JACK (FOR RG-174/U,188A/U,196A/U)
DRAWING NO.	N6111G1-NT3G-196AU-50
ITEM NO.	

F
E
D
C
B
A

F
E
D
C
B
A