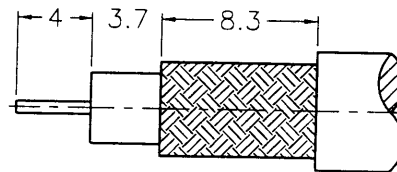


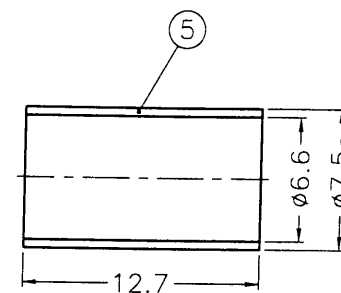
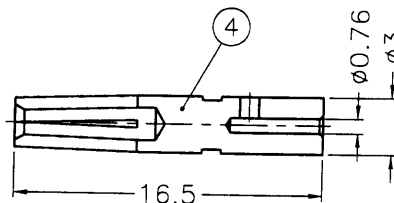
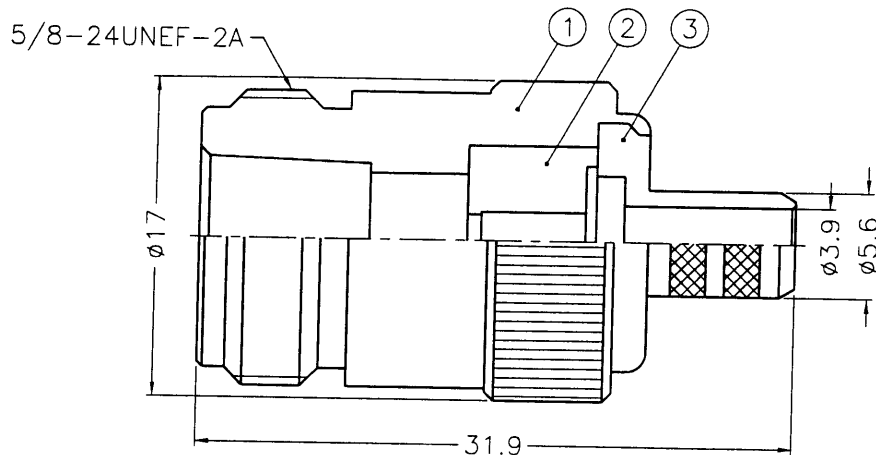
1 2 3 4 5 6 7 8

| REVISIONS | | |
|-----------|------|---|
| ISS | ZONE | DESCRIPTION\APPROVED\DATE |
| - | D-1 | φ17 WAS φ16.5\TONY. T\01-15-92' |
| - | A-7 | N6121A1 WAS N7000\TONY. T\03-23-93' |
| A | A-1 | NO.3 WAS CHANGED\TONY. T\10-13-93' |
| B | A-1 | NO.2 WAS CHANGED\TONY. T\03-11-94' |
| C | A-1 | DRAWING NO. WERE CHANGED ON NO.3, NO.4 AND NO.5\TONY. T\09-23-96' |



業務部

RECOMMENDED
CABLE STRIPPING DIM'S



出圖
87.5.26
R&D

- NOTES: 1. PER KAI JACK SPEC. EP-SS-9700
 2. BRASS PER QQ-B-626
 3. PHOSPHOR BRONZE PER QQ-B-750
 4. TEFLON MIL-P-19468
 5. JIS H 3250, C 2700

| DIMENSIONS ARE IN MILLIMETERS | | | | | PART NO. | | | | |
|---------------------------------------|-------------|----------|--------|------|---------------|-------|--|------------------------|---|
| NO. | DESCRIPTION | MATERIAL | FINISH | Q'TY | DRAWING NO. | SCALE | | ISSUE | C |
| 5 | FERRULE | | | | FR-75/66X127 | | | | |
| 4 | CONTACT PIN | | | | N7000-4-3/076 | | | | |
| 3 | BARREL | | | | N5000-3-56/39 | | | | |
| 2 | INSULATOR | | | | N5000-4T-50-A | | | | |
| 1 | BODY | | | | N7000-1 | | | | |
| UNLESS OTHERWISE SPECIFIED TOLERANCES | | | | | APPROVED | | | DATE | |
| 0.5-6 = ±0.2 | | | | | | | | 05-23-98' | |
| 6-30 = ±0.4 | | | | | CHECKED | | | DATE | |
| 30-120 = ±0.6 | | | | | | | | 05-23-98' | |
| 120-315 = ±1 | | | | | DRAWN | | | DATE | |
| 315-1000 = ±1.6 | | | | | | | | 05-23-98' | |
| 1000-2000 = ±2.4 | | | | | | | | | |
| TITLE | | | | | | | | N CRIMP JACK | |
| DRAWING NO. | | | | | | | | KJ-N6121A1-59U-50 | |
| FILE NO. | | | | | | | | F:\DWG\N\6121A1\59U-50 | |

1 2 3 4 5 6 7 8 N-R1304