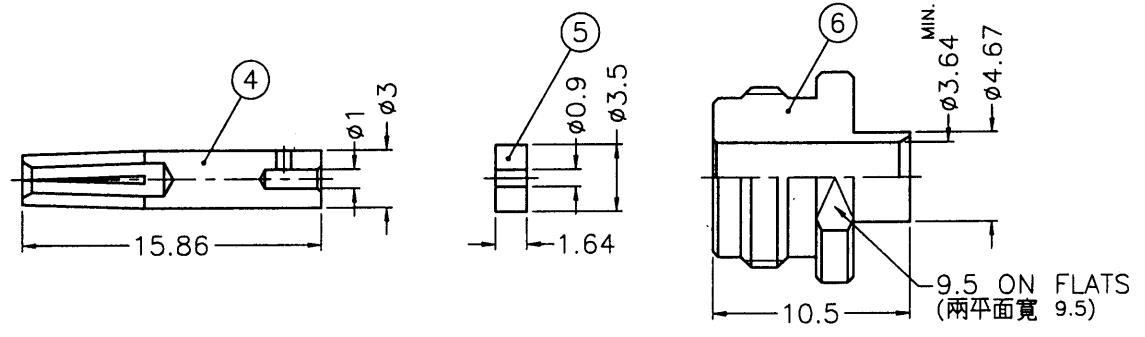
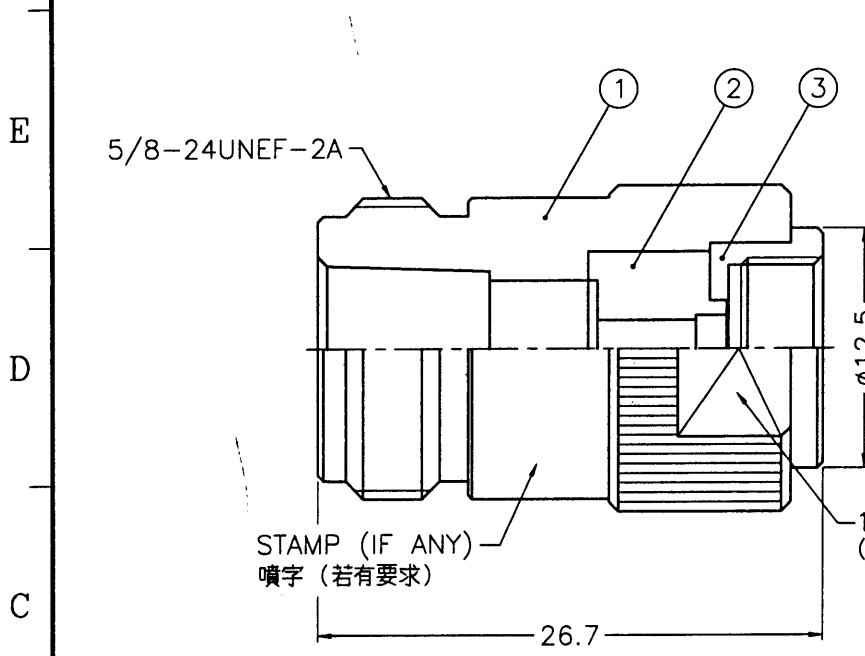
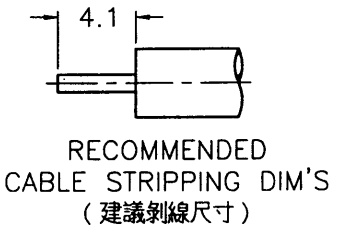


REVISIONS		
ISS	ZONE	DESCRIPTION\PER REQUEST\DATE
C	A-1	NO.2 ,NO.4 AND NO.5 WERE CHANGED\ RD-DM91121801K\12-18-02'
C1	A-1	NS00AGM32A WAS NS00AGW32A\N/A\02-12-03'

SALES



NOTES: FINISH (PLATING THICKNESS IN MICRO-INCHES)

- BRASS PER QQ-B-626
- NICKEL PL. 100 MIN. THICK OVER COPPER STRIKE
- PHOSPHOR BRONZE PER QQ-B-750
- GOLD PL. 3 MIN. THICK OVER NICKEL PL. 100 MIN. THICK OVER COPPER STRIKE
- TEFLON MIL-P-19468

ISSUED
2003. 2. 13
R & D

1. CRIMPED CONTACT PIN
HEX. CRIMP SIZE .100"

					DIMENSIONS ARE IN MILLIMETERS				PART NO.		Amphenol			
6	SOLDER NUT	NOTE 1	NOTE 4	1	N6481A2-6-467/364	UNLESS OTHERWISE SPECIFIED TOLERANCES				APPROVED	DATE	Danbury,CT,USA-Tainan,Taiwan-Shenzhen,China		
5	INSULATOR	NOTE 5	NATURAL	1	NS00AGM32A	0.5-6 = ±0.2	6-30 = ±0.4	30-120 = ±0.6	120-315 = ±1	315-1000 = ±1.6	1000-2000 = ±2.4	CHECKED	DATE	TITLE
4	CONTACT PIN	NOTE 3	NOTE 4	1	CP03AAM04A							Ken	02-12-03'	N DIRECT SOLDER JACK
3	INNER BODY	NOTE 1	NOTE 2	1	N6481A2-3-B							Ken	02-12-03'	DRAWING NO.
2	INSULATOR	NOTE 5	NATURAL	1	NS00AWM01A							Ken	02-12-03'	N6181A1-N/3GT3G-.141-50
1	OUTER BODY	NOTE 1	NOTE 2	1	N6121G1-1-B							Ken	02-12-03'	ITEM NO.
NO.	DESCRIPTION	MATERIAL	FINISH	Q'TY	DRAWING NO.	SCALE	2.5/1	ISSUE	C1	FILE NO.	F:\DWG\N\6181A1\141-50\N3GT3G			

72-DR 13056 8

F

E

D

C

B

A

F

E

D

C

B

A