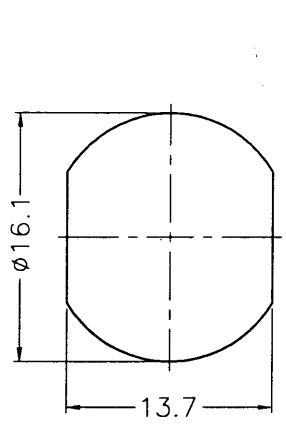
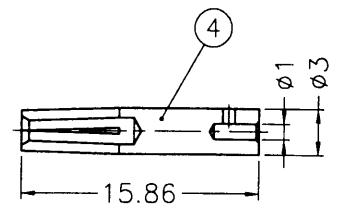
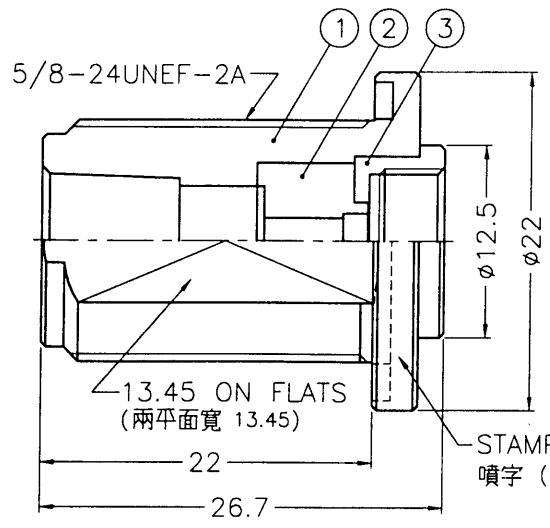
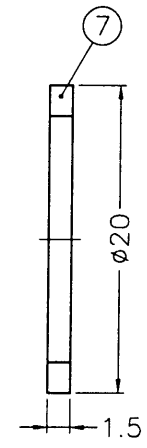
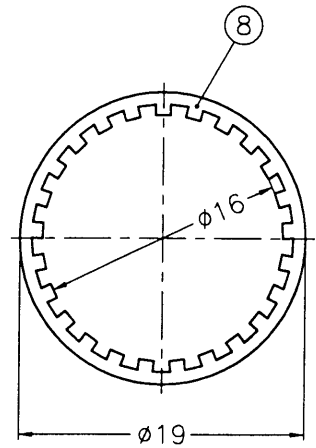
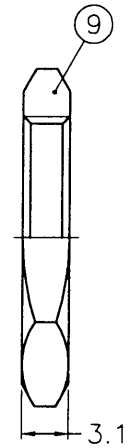


REVISIONS			
ISS	ZONE	DESCRIPTION\PER REQUEST\DATE	
C1	A-3	NS00AGM32A WAS NS00AGW32A\N/A\01-22-03'	

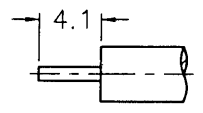
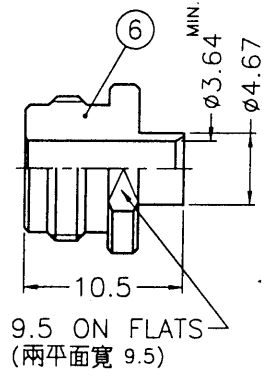
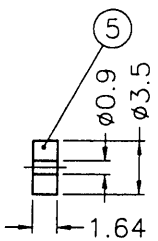
F  
E  
D  
C  
B  
A



RECOMMENDED MOUNTING HOLE  
(建議架設孔)



NOTES: FINISH (PLATING THICKNESS IN MICRO-INCHES)  
 1. BRASS PER QQ-B-626  
 2. BRASS PER QQ-B-613  
 3. NICKEL PL. 100 MIN. THICK OVER COPPER STRIKE  
 4. PHOSPHOR BRONZE PER QQ-B-750  
 5. GOLD PL. 3 MIN. THICK OVER NICKEL PL. 100 MIN. THICK OVER COPPER STRIKE  
 6. TEFLON MIL-P-19468



RECOMMENDED CABLE STRIPPING DIM'S  
(建議剝線尺寸)

1. CRIMPED CONTACT PIN, HEX. CRIMP SIZE .100"



NO.	DESCRIPTION	MATERIAL	FINISH	Q'TY	DRAWING NO.
9	HEX NUT		NOTE 1	NOTE 3	1 HN19-5/8-24X31
8	LOCK WASHER		NOTE 2	NOTE 3	1 LW-19/16X06
7	GASKET	SILICONE	RED		1 GS-20/16X15
6	SOLDER NUT		NOTE 1	NOTE 5	1 N6481A2-6-467/364
5	INSULATOR		NOTE 6	NATURAL	1 NS00AGM32A
4	CONTACT PIN		NOTE 4	NOTE 5	1 CP03AAM04A
3	INNER BODY		NOTE 1	NOTE 3	1 N6481A2-3-B
2	INSULATOR		NOTE 6	NATURAL	1 NS00AWM01A
1	OUTER BODY		NOTE 1	NOTE 3	1 N6481A2-1-B

DIMENSIONS ARE IN MILLIMETERS				PART NO.	
UNLESS OTHERWISE SPECIFIED TOLERANCES				APPROVED	DATE
0.5-6 = ±0.2				<i>gackey</i>	01-22-03'
6-30 = ±0.4				CHECKED	DATE
30-120 = ±0.6				<i>Ken</i>	01-22-03'
120-315 = ±1				DRAWN	DATE
315-1000 = ±1.6				<i>Ken</i>	01-22-03'
1000-2000 = ±2.4				FILE NO. - F:\DWG\N\6481A2\141-50\NT3G	

<b>Amphenol</b>	
Danbury,CT,USA-Tainan,Taiwan-Shenzhen,China	
TITLE	N BULKHEAD DIRECT SOLDER JACK
DRAWING NO.	N6481A2-NT3G-.141-50
ITEM NO.	036481AAA42NA5F

7PD-DR 16876 8