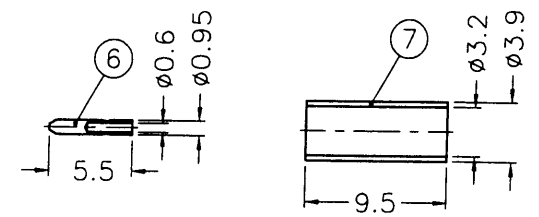
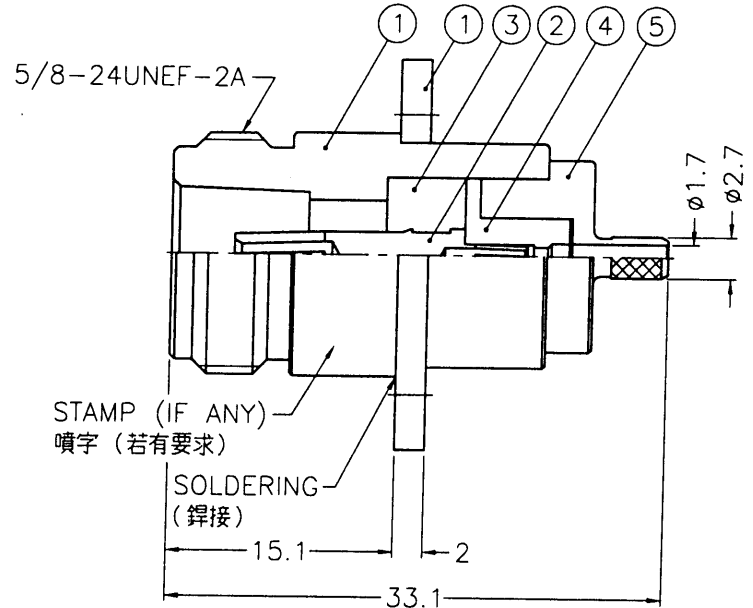
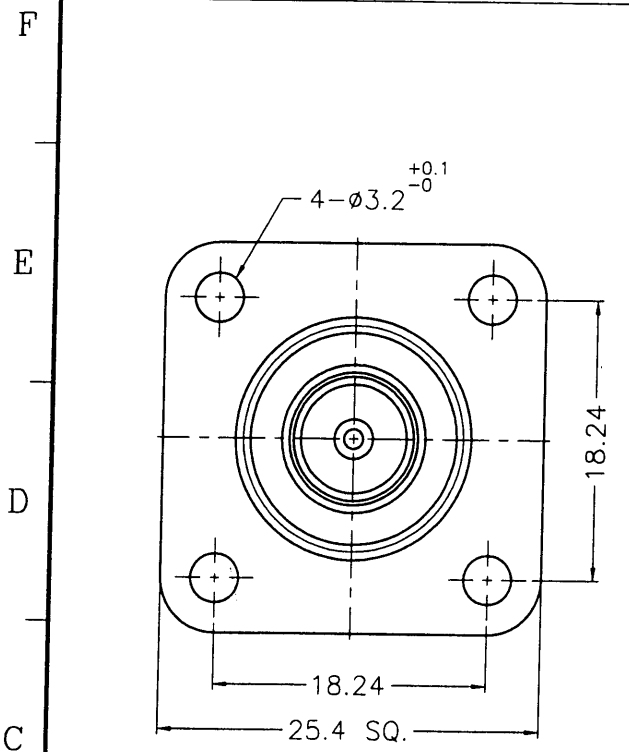
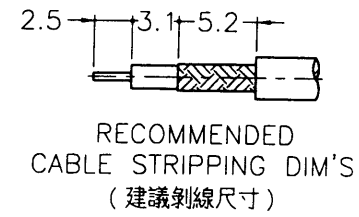


1 2 3 4 5 6 7 8

REVISIONS		
ISS	ZONE	DESCRIPTION\PER REQUEST\DATE
B1	B-3	NO.5 WAS CHANGED\RD-DM92103101E\11-03-03'

SALES



NOTES: FINISH (PLATING THICKNESS IN MICRO-INCHES)
 1. BRASS PER QQ-B-626
 2. NICKEL PL. 100 MIN. THICK OVER COPPER STRIKE
 3. PHOSPHOR BRONZE PER QQ-B-750
 4. GOLD PL. 10 MIN. THICK OVER NICKEL PL. 100 MIN. THICK OVER COPPER STRIKE
 5. TEFLON MIL-P-19468
 6. JIS H 3250, C 2600



1. CRIMPED FERRULE
HEX. CRIMP SIZE .128"
2. CRIMPED CONTACT PIN
SQ. CRIMP SIZE 0.7(mm)

NO.	DESCRIPTION	MATERIAL	FINISH	Q'TY	DRAWING NO.
7	FERRULE	NOTE 6	NOTE 2	1	FR-39/32X95
6	CONTACT PIN	NOTE 1	NOTE 4	1	B50003-9-0.6
5	BARREL	NOTE 1	NOTE 2	1	N6421G1-3-27/17-C
4	INSULATOR	NOTE 5	NATURAL	1	N6421G1-2T-50-B
3	CONTACT PIN	NOTE 3	NOTE 4	1	N6421G1-4-1.05-B
2	INSULATOR	NOTE 5	NATURAL	1	N6421G1-5T-50
1	BODY WITH PANEL	NOTE 1	NOTE 2	1	N6521G1-1S

DIMENSIONS ARE IN MILLIMETERS				PART NO.	
UNLESS OTHERWISE SPECIFIED TOLERANCES 0.5-6 = ±0.2 6-30 = ±0.4 30-120 = ±0.6 120-315 = ±1 315-1000 = ±1.6 1000-2000 = ±2.4				APPROVED	DATE
				11-03-03'	
				CHECKED	DATE
				11-03-03'	
				DRAWN	DATE
				11-03-03'	
SCALE	2/1	ISSUE	B1	FILE NO.	F:\DWG\N\6521G1\316U-50\NT10G-B1

Amphenol	
Danbury,CT,USA-Tainan,Taiwan-Shenzhen,China	
TITLE N PANEL CRIMP JACK (FOR RG-174/U,188A/U,316/U)	
DRAWING NO. N6521G1-NT10G-316U-50	
ITEM NO. 036521AAB36NR5F	

1 2 3 4 5 6 7 8

7RD-DR (9776 8)