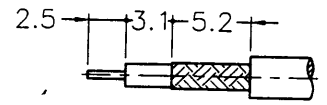
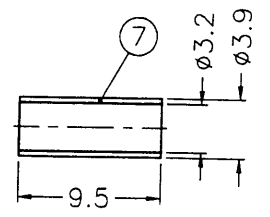
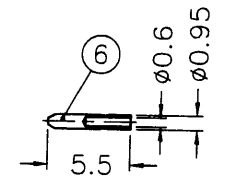
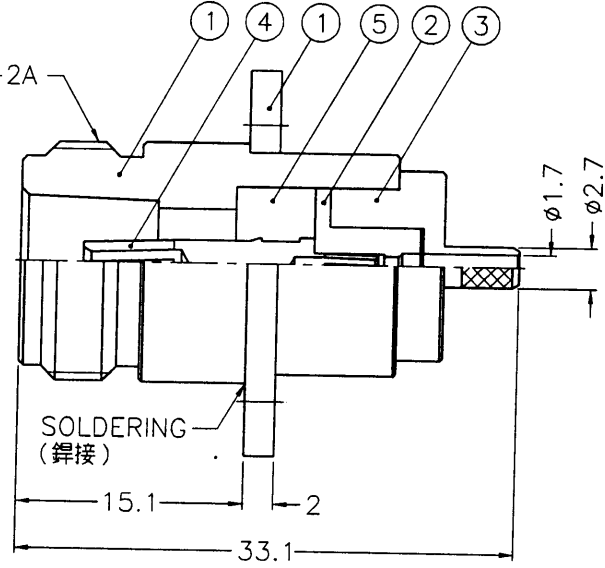
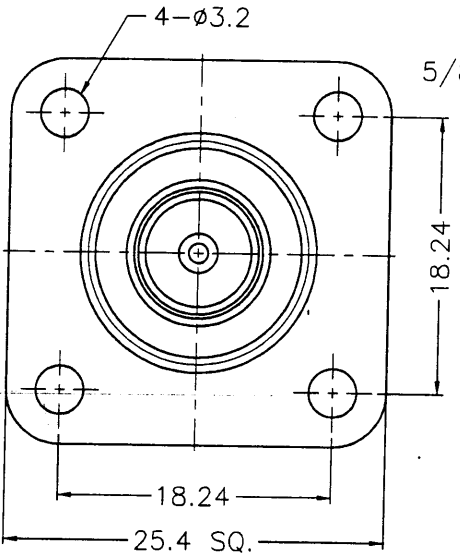


REVISIONS		
ISS	ZONE	DESCRIPTION\PER REQUEST\DATE

業務部



RECOMMENDED
CABLE STRIPPING DIM'S
(建議剝線尺寸)



NOTES: FINISH (PLATING THICKNESS IN MICRO-INCHES)
 1. BRASS PER QQ-B-626
 2. NICKEL PL. 100 MIN. THICK OVER COPPER STRIKE
 3. PHOSPHOR BRONZE PER QQ-B-750
 4. GOLD PL. 3 MIN. THICK OVER NICKEL PL. 100 MIN. THICK OVER COPPER STRIKE
 5. TEFLON MIL-P-19468
 6. JIS H 3250, C 2700

出圖
88.11.11

1. CRIMPED FERRULE
HEX CRIMP SIZE .128"

NO.	DESCRIPTION.	MATERIAL	FINISH	Q'TY	DRAWING NO.
7	FERRULE	NOTE 6	NOTE 2	1	FR-39/32X95
6	CONTACT PIN	NOTE 1	NOTE 4	1	B50003-9-0.6
5	INSULATOR	NOTE 5	NATURAL	1	N6421G1-5T-50
4	CONTACT PIN	NOTE 3	NOTE 4	1	N6421G1-4-1.05-B
3	BARREL	NOTE 1	NOTE 2	1	N6421G1-3-27/17
2	INSULATOR	NOTE 5	NATURAL	1	N6421G1-2T-50-B
1	BODY WITH PANEL	NOTE 1	NOTE 2	1	N6521G1-1S

DIMENSIONS ARE IN MILLIMETERS		PART NO.	
UNLESS OTHERWISE SPECIFIED TOLERANCES		APPROVED	DATE
0.5-6 = ±0.2		<i>[Signature]</i>	11-05-99'
6-30 = ±0.4		CHECKED	DATE
30-120 = ±0.6		<i>[Signature]</i>	11-05-99'
120-315 = ±1		DRAWN	DATE
315-1000 = ±1.6		<i>[Signature]</i>	11-05-99'
1000-2000 = ±2.4			

Amphenol - Kai Jack	
TAINAN TAIWAN	
TITLE	N PANEL CRIMP JACK (FOR RG-174/U,188A/U,316/U)
DRAWING NO.	KJ-N6521G1-NT3G-316U-50
FILE NO.	F:\DWG\N\6521G1\316U-50\NT3G