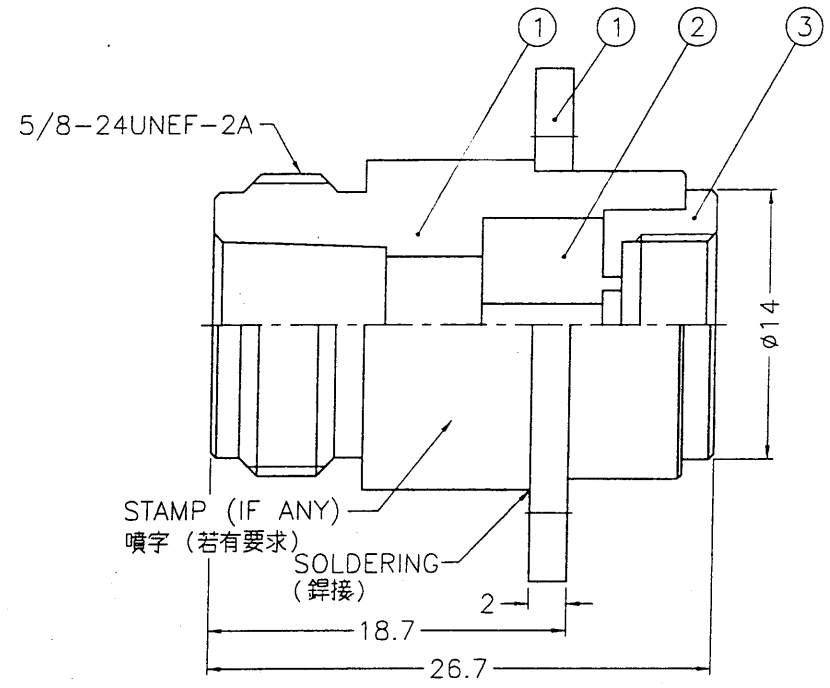
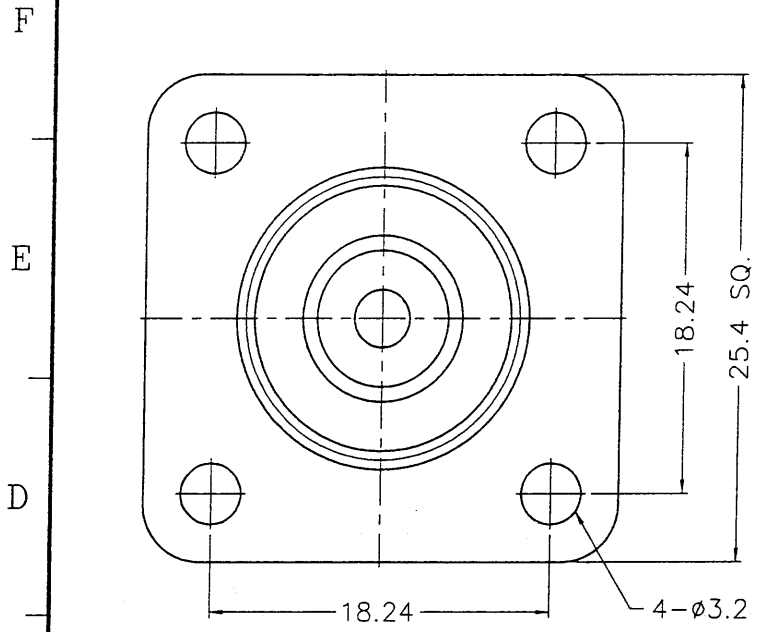
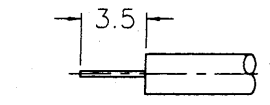
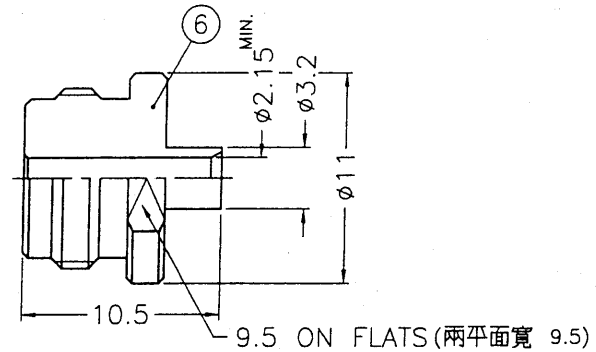
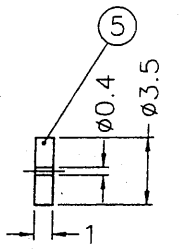
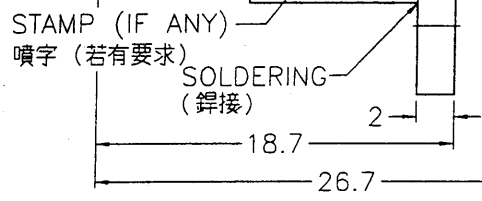
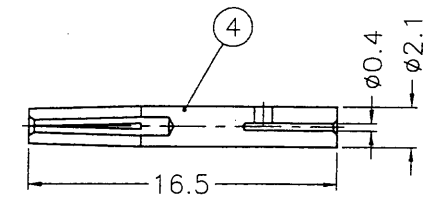


1 2 3 4 5 6 7 8

REVISIONS		
ISS	ZONE	DESCRIPTION\PER REQUEST\DATE



1. CRIMPED CONTACT PIN
HEX CRIMP SIZE .068"



RECOMMENDED
CABLE STRIPPING DIM'S
(建議剝線尺寸)

- NOTES: FINISH (PLATING THICKNESS IN MICRO-INCHES)
1. BRASS PER QQ-B-626
 2. NICKEL PL. 100 MIN. THICK OVER COPPER STRIKE
 3. PHOSPHOR BRONZE PER QQ-B-750
 4. GOLD PL. 3 MIN. THICK OVER NICKEL PL. 100 MIN. THICK OVER COPPER STRIKE
 5. TEFLON MIL-P-19468

DIMENSIONS ARE IN MILLIMETERS				PART NO.	
UNLESS OTHERWISE SPECIFIED TOLERANCES				APPROVED	DATE
0.5-6 = ±0.2				Alan W	10-24-03'
6-30 = ±0.4					CHECKED
30-120 = ±0.6				Alan W	10-24-03'
120-315 = ±1				DRAWN	DATE
315-1000 = ±1.6				ENYA	10-24-03'
1000-2000 = ±2.4				FILE NO.	F:\DWG\N\6581A1\085-75\NT3G

Amphenol	
Danbury,CT,USA-Tainan,Taiwan-Shenzhen,China	
TITLE N PANEL DIRECT SOLDER JACK (FOR .085", .086")	
DRAWING NO. N6581A1-NT3G-.085-75	
ITEM NO.	

NO.	DESCRIPTION	MATERIAL	FINISH	Q'TY	DRAWING NO.
6	SOLDER NUT	NOTE 1	NOTE 4	1	SB00AAA----
5	INSULATOR	NOTE 5	NATURAL	1	NS00----
4	CONTACT PIN	NOTE 3	NOTE 4	1	CP03----
3	INNER BODY	NOTE 1	NOTE 2	1	
2	INSULATOR	NOTE 5	NATURAL	1	NS00----
1	OUTER BODY	NOTE 1	NOTE 2	1	

1 2 3 4 5 6 7 8