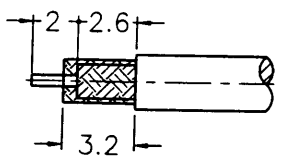
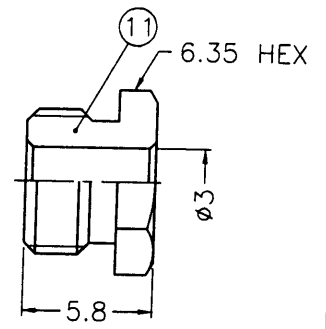
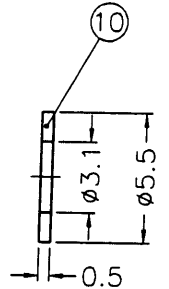
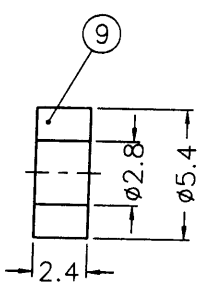
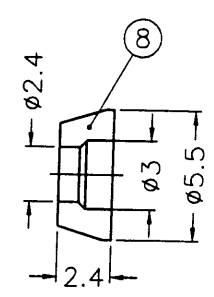
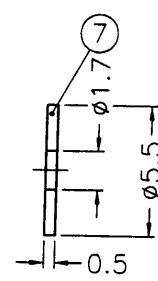
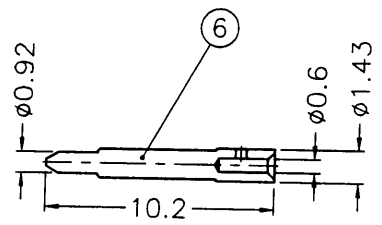
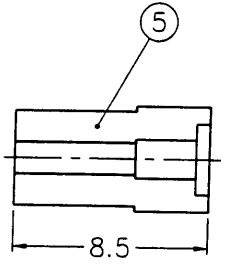
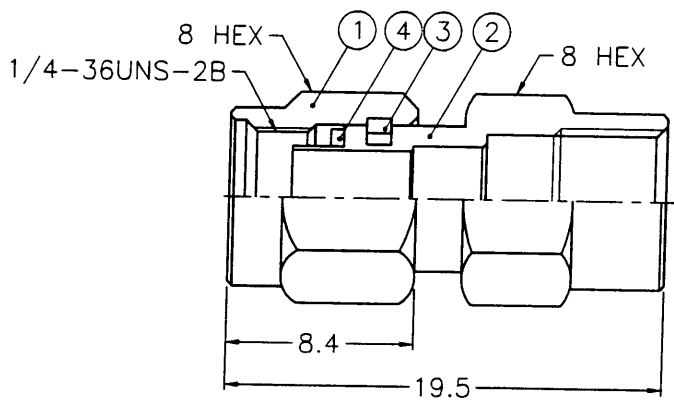


業務部

REVISIONS		
ISS	ZONE	DESCRIPTION\PER REQUEST\DATE
B	A-1	NO.1 WAS CHANGED\RD-DM89042001C\04-20-00'



RECOMMENDED
CABLE STRIPPING DIM'S
(建議剝線尺寸)



- NOTES: FINISH (PLATING THICKNESS IN MICRO-INCHES)
1. BRASS PER QQ-B-626
 2. BRASS PER QQ-B-613
 3. GOLD PL. 3 MIN. THICK OVER NICKEL PL. 100 MIN. THICK OVER COPPER STRIKE
 4. GOLD PL. 50 MIN. THICK OVER NICKEL PL. 100 MIN. THICK OVER COPPER STRIKE
 5. TEFLON MIL-P-19468
 6. BERYLLIUM COPPER PER QQ-C-530

1. CONTACT PIN TO SOLDER

NO.	DESCRIPTION	MATERIAL	FINISH	Q'TY	DRAWING NO.
11	HEX NUT	NOTE 1	NOTE 3	1	SMA5200-11-635/3
10	WASHER	NOTE 2	NOTE 3	1	WS-55/31X05
9	GASKET	SILICONE	RED	1	GS-54/28X24
8	TOP HAT	NOTE 1	NOTE 3	1	SMA1141C1-8-3/24-B
7	WASHER	NOTE 2	NOTE 3	1	WS-55/17X05
6	CONTACT PIN	NOTE 1	NOTE 4	1	SMA5200-6-143/06
5	INSULATOR	NOTE 5	NATURAL	1	SMA5200-5T-50
4	GASKET	SILICONE	RED	1	GS-6/43X06
3	RETAINER RING	NOTE 6	NATURAL	1	SMA5000-4-B
2	BODY	NOTE 1	NOTE 3	1	SMA5200-2-A
1	SHELL	NOTE 1	NOTE 3	1	SMA5000-1-C

DIMENSIONS ARE IN MILLIMETERS
UNLESS OTHERWISE SPECIFIED TOLERANCES

0.5-6 = ±0.2
6-30 = ±0.4
30-120 = ±0.6
120-315 = ±1
315-1000 = ±1.6
1000-2000 = ±2.4

PART NO.	
APPROVED	DATE
CHECKED	DATE
DRAWN	DATE

Amphenol - Kai Jack TAINAN TAIWAN	
TITLE	SMA CLAMP PLUG (FOR RG-174/U,188A/U,316/U)
DRAWING NO.	KJ-SMA1141C1-3GT50G-316U-50
FILE NO.	F:\DWG\SMA\1141C1\316U-50\3GT50G