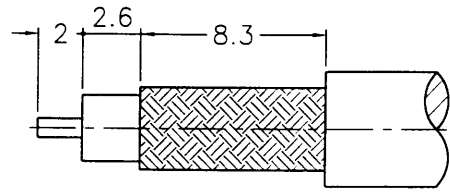
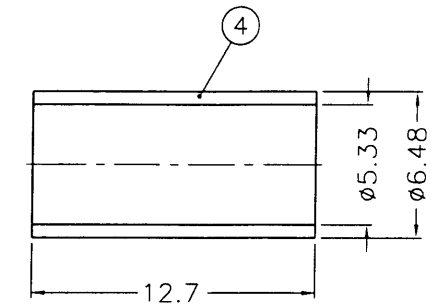
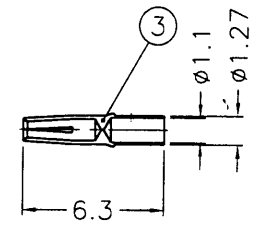
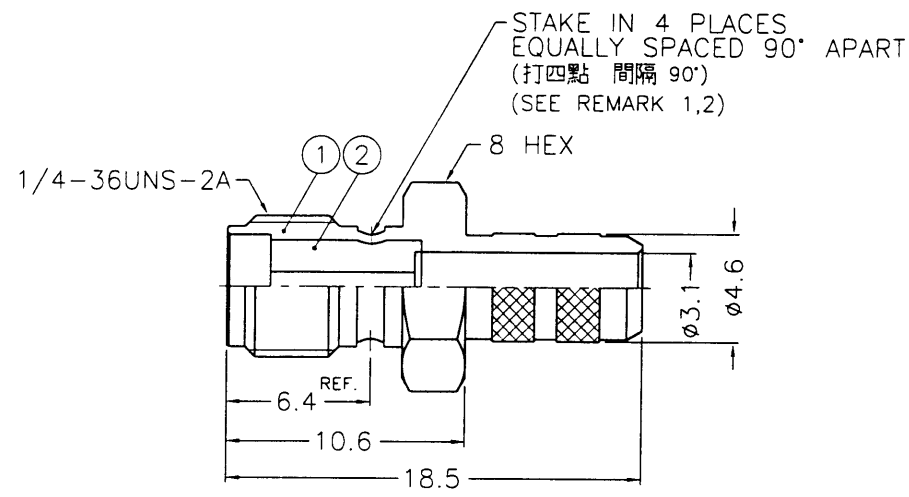


REVISIONS		
ISS	ZONE	DESCRIPTION\PER REQUEST\DATE

業務部



RECOMMENDED
CABLE STRIPPING DIM'S
(建議剝線尺寸)



出國
88.8.20
R & D

- NOTES: FINISH (PLATING THICKNESS IN MICRO-INCHES)
- BRASS PER QQ-B-626
 - NICKEL PL. 100 MIN. THICK OVER COPPER STRIKE
 - BERYLLIUM COPPER PER QQ-C-530
 - GOLD PL. 50 MIN. THICK OVER NICKEL PL. 100 MIN. THICK OVER COPPER STRIKE
 - TEFLON MIL-P-19468

- REMARK: 1. NO.2 MUST WITHSTAND A 6 lbs. MIN. PUSHOUT FORCE FROM NO.1 AFTER STAMPING OVER OPERATION
2. REMARK1 IS MAINTAINED BY STAMPING THE FOUR POINTS SHOWN ON THE DRAWING WITHOUT PUNCTURING NO.1
- (1. 打四點後零件 2 由零件 1 推出至少必須承受 6 磅推力)
(2. 打四點後除需符合備註 1 要求外 且不可擊穿零件 1)

NO.	DESCRIPTION	MATERIAL	FINISH	Q'TY	DRAWING NO.	SCALE	3/1	ISSUE	A	PART NO.	APPROVED	DATE	TITLE		
4	FERRULE	COPPER	NOTE 2	1	FR-648/533X 127C	DIMENSIONS ARE IN MILLIMETERS				KAI JACK INDUSTRIAL CO., LTD. TAINAN TAIWAN R.O.C.		08-20-99'	SMA CRIMP JACK (FOR RG-58/U, 58C/U)		
3	CONTACT PIN	NOTE 3	NOTE 4	1	SMA6511B3-3- 127/11	UNLESS OTHERWISE SPECIFIED TOLERANCES								DATE	
2	INSULATOR	NOTE 5	NATURAL	1	SMA6511B3-2T -58U	0.5-6 = ±0.2	6-30 = ±0.4	30-120 = ±0.6	120-315 = ±1					DATE	DRAWING NO.
1	BODY	NOTE 1	NOTE 2	1	SMA6111A3-1 -46/31	315-1000 = ±1.6	1000-2000 = ±2.4	DATE	FILE NO.						
														DATE	F:\DWG\SMA\6111A3\58U-50\NT50G

Mark C
Mark C
Aca

8/20/99