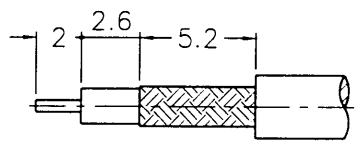


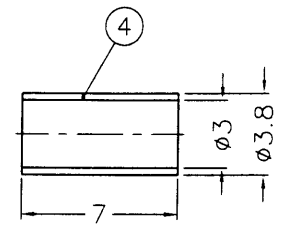
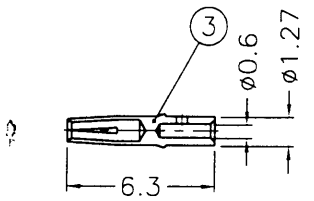
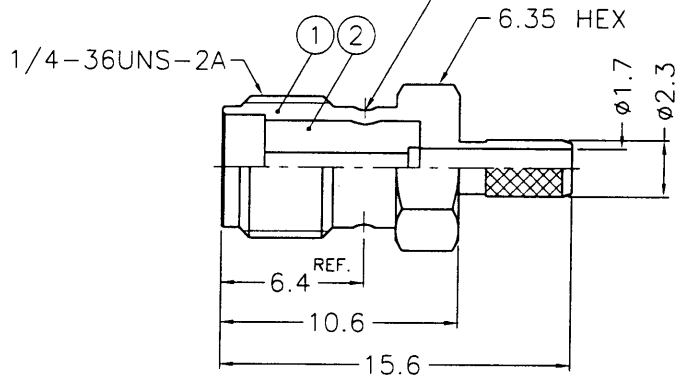
REVISIONS		
ISS	ZONE	DESCRIPTION\PER REQUEST\DATE

業務部

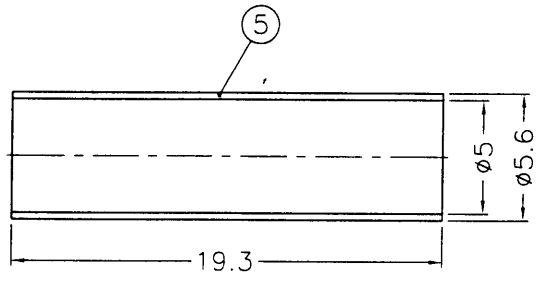


RECOMMENDED  
CABLE STRIPPING DIM'S  
(建議剝線尺寸)

STAKE IN 4 PLACES  
EQUALLY SPACED 90° APART  
(打四點 間隔 90°)  
(SEE REMARK 1,2)



88.8.12



NOTES: FINISH (PLATING THICKNESS IN MICRO-INCHES)  
 1. BRASS PER QQ-B-626  
 2. NICKEL PL. 100 MIN. THICK OVER COPPER STRIKE  
 3. BERYLLIUM COPPER PER QQ-C-530  
 4. GOLD PL. 50 MIN. THICK OVER NICKEL PL. 100 MIN. THICK OVER COPPER STRIKE  
 5. TEFLON MIL-P-19468

REMARK: 1. NO.2 MUST WITHSTAND A 6 lbs. MIN. PUSHOUT FORCE FROM NO.1 AFTER STAMPING OVER OPERATION  
 2. REMARK1 IS MAINTAINED BY STAMPING THE FOUR POINTS SHOWN ON THE DRAWING WITHOUT PUNCTURING NO.1  
 (1. 打四點後零件 2 由零件 1 推出至少必須承受 6 磅推力)  
 (2. 打四點後除需符合備註 1 要求外 且不可擊穿零件 1)

DIMENSIONS ARE IN MILLIMETERS						PART NO.			
UNLESS OTHERWISE SPECIFIED TOLERANCES						APPROVED			TITLE
5	HEAT SHRINK TUBING			1	HT-56/5X193	DATE 08-12-99'			SMA CRIMP JACK (FOR RG-174/U, 188A/U, 316/U)
4	FERRULE	COPPER	NOTE 2	1	FR-38/3X7C	DATE 08-12-99'			DRAWING NO. KJ-SMA6111A4-NT50G-316U-50
3	CONTACT PIN		NOTE 4	1	SMAB7051902-3	DATE 08-12-99'			FILE NO. F:\DWG\SMA\6111A4\316U-50\NT50G
2	INSULATOR		NATURAL	1	SMAB7051902-2 -B	DATE 08-12-99'			
1	BODY		NOTE 2	1	SMAB7110603-1				
NO.	DESCRIPTION	MATERIAL	FINISH	Q'TY	DRAWING NO.	SCALE 3/1	ISSUE A		

SMAR78

F  
E  
D  
C  
B  
A

F  
E  
D  
C  
B  
A