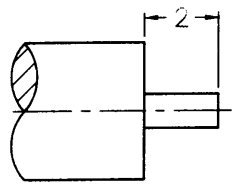


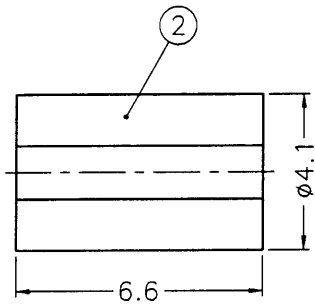
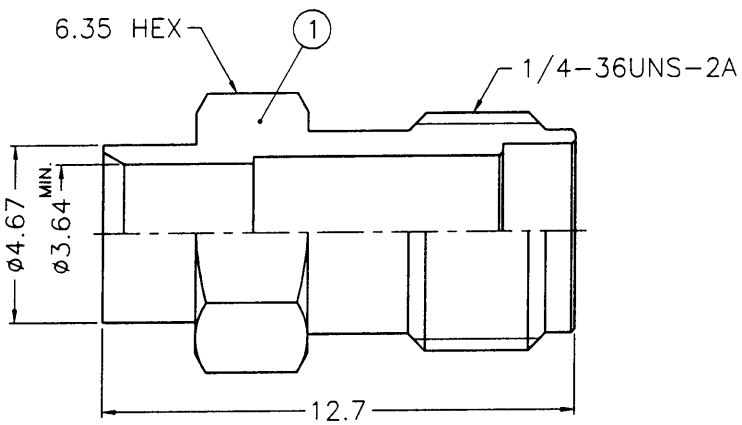
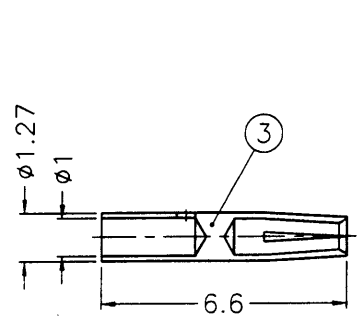
1 2 3 4 5 6 7 8

REVISIONS		
ISS	ZONE	DESCRIPTION\PER REQUEST\DATE
B	A-1	NO.3 WAS CHANGED\RD-DM89103101Y\10-31-00'

業務部



RECOMMENDED  
CABLE STRIPPING DIM'S  
(建議剝線尺寸)



- NOTES: FINISH (PLATING THICKNESS IN MICRO-INCHES)
- BRASS PER QQ-B-626
  - GOLD PL. 3 MIN. THICK OVER NICKEL PL. 100 MIN. THICK OVER COPPER STRIKE
  - BERYLLIUM COPPER PER QQ-C-530
  - GOLD PL. 50 MIN. THICK OVER NICKEL PL. 100 MIN. THICK OVER COPPER STRIKE
  - TEFLON MIL-P-19468



1. CONTACT PIN TO SOLDER

DIMENSIONS ARE IN MILLIMETERS				PART NO.				<b>Amphenol - Kai Jack</b>				
UNLESS OTHERWISE SPECIFIED TOLERANCES				APPROVED <i>[Signature]</i> DATE 10-27-00'				TAINAN TAIWAN				
0.5-6 = ±0.2				CHECKED <i>[Signature]</i> DATE 10-27-00'				TITLE SMA DIRECT SOLDER JACK				
6-30 = ±0.4				DRAWN <i>[Signature]</i> DATE 10-27-00'				DRAWING NO. KJ-SMA6181A1-3GT50G-.141-50				
30-120 = ±0.6				FILE NO. F:\DWG\SMA\6181A1\141-50\3GT50G								
120-315 = ±1												
315-1000 = ±1.6												
1000-2000 = ±2.4												
NO.	DESCRIPTION	MATERIAL	FINISH	Q'TY	DRAWING NO.	SCALE	5/1	ISSUE	B			

3	CONTACT PIN	NOTE 3	NOTE 4	1	SMA7081-3-127/1-B
2	INSULATOR	NOTE 5	NATURAL	1	SMA7081-2T-50
1	BODY	NOTE 1	NOTE 2	1	SMA7081-1-467/364-C

1 2 3 4 5 6 7 8 RD-DR1093